

RIVIERA

in your
motorcaravan and on
the road like at home



low-profile



67 XT 4 4



87 XT 4 4*



98 XT 4 4



Discerning motorhome owners love good-looking, comfortable, functional and safe vehicles, with an attractive design.

The motorhomes photographed on these pages can be equipped with optional specifications.
* By joining the twin beds you can get an additional bed.

RIVIERA double floor

690 l
of available
space



Large space available in **the double floor** that allows **easy loading** both from the inside and from the outside.

The locker is fitted at the front, with a capacity of **550 litres**.

At the entry of the cell, in the access step, there is a comfortable **shoe holder** of **35 litres**. Inside, the double floor is accessed through the **floor trapdoors** with a capacity of **105 litres**.

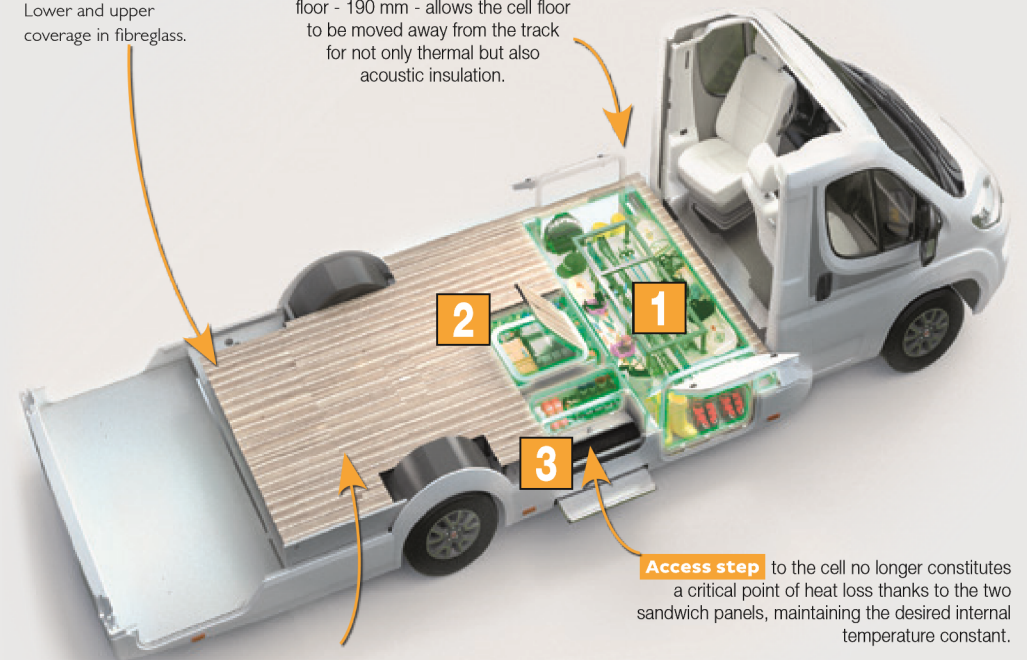
The structure is composed of two floors, an upper floor that constitutes the plane of the cell, and a lower floor.

The two levels are divided by aluminium supports that guarantee at the same time lightness and stability.

Coverage

Lower and upper coverage in fibreglass.

Height Internal height for the double floor - 190 mm - allows the cell floor to be moved away from the track for not only thermal but also acoustic insulation.



Access step to the cell no longer constitutes a critical point of heat loss thanks to the two sandwich panels, maintaining the desired internal temperature constant.


Upper

floor thickness for the 38mm cell, 20mm lower level for greater thermal and acoustic insulation


Thermal and acoustic **insulation**.



Through locker - Volume 550 l



Floor hatch - Volume 105 l



Shoe holder with lid - Volume 35 l

RIVIERA plus external

Choose
from 3
models

with rear centre bed, transverse bed or twin beds.
Available on **Fiat** mechanical structure.



Garage XXL with
maximum loading capacity
of 300 kg

Solar Panel



XL door,
620 mm useful
load clearance
with centralised,
two-point locking
and litter bin.

Electric step

access step
with Shoe holder
with lid



The specifications
on these pages can
only refer to certain
models in the range.

Rear view camera

Open Sky
Panoramic roof standard.



Double flooring
with front through locker.

✓ Lowered gas locker



TECHNOLOGY

Roof Fibreglass external and
internal roof, extruded PVC in the
contact areas, waterproof PS inserts,
thickness 31 mm.

Wall in external
and internal
fibreglass, extruded
plastic perimeter,
thickness 31 mm.

Upper and lower fibreglass flooring, waterproof PS floor, extruded perimeter protection and PVC inner lining, **floor thickness for the cell 38 mm, lower floor 20 mm:**

- ✓ Insulation guaranteed by the extruded plastic perimeter
- ✓ Total protection of the external flatbed in extruded material
- ✓ Increased protection from the weather elements
- ✓ Higher structural resistance


RIVIERA plus internal

Kitchen

- Choice of L-shaped and longitudinal kitchen
- Refrigerator with bottle compartment for up to 140 l bottles
- Three-burner hob with glass cover
- Drawers with cutlery tray
- Extraction baskets
- Equipped wall for storage
- LED lighting under the kitchen top and in the perimeter part of the external profile

■ **Complete LED lighting**

■ **Soft touch ceiling**




Dinette

- Choice for your customised dinette:
- Living area dinette with swivel seats that integrate into the living area
 - Face to face dinette
 - Large windows and rooflights for a bright dinette
 - Folding table

■ **Contour courtesy lights**

■ **Floor hatch**

■ **Uniform heating**
in the environments



Toilet

- Wooden furniture
- Large shower with double floor drain for faster water drainage
- Large wall cabinets and shelves
- Large mirrors with integrated lighting and rooflights
- Rigid partition door for shower
- Large shower with round shower head and handset
- Decorated shower panel and LED lighting
- Partition door for toilet, living and sleeping area for separate environments.



Sleeping area

- Slatted beds
- Large beds
- Maxi centre beds 1900x1400mm
- Breathable mattresses with slats
- Perimeter heating for sleeping area with twin beds
- Windows and rooflights for more light and ventilation
- Soft touch ceiling

RIVIERA

fabrics and materials

Marigold
(Light-coloured imitation leather and fabric)

Soft-touch ceiling

Wall units with doors curved in polished laminate

Furniture in dark wood

Ergonomic cushions

Seat covers coordinated with the fabric upholstery

Dinette with folding table
Riviera 67 XT, 87XT
closed 740x400 / open 740x800
Riviera 98 XT
closed 900x400 / open 900x800

Kitchen top in laminate

The specifications on these pages can only refer to certain models in the range.

MARIGOLD

RIVIERA

ALL INCLUSIVE

Rear view camera



Open sky



Solar Panel



FIAT MECHANICAL

- Esp
- Manual climate control system
- Driver and passenger airbags
- Cruise control
- Integrated antenna
- XL door, payload passage 620 mm
- Central two-point door
- Entry door fly screen
- Revolving seat with seat covers
- Bed slats
- Open sky, tetto panoramico

- Floor hatch
- Painted bumpers
- Rear view camera with monitor
- Solar panel
- 6-year warranty against infiltrations

XL door, payload passage 620 mm



Double floor



Revolving seat with seat covers



Fly screen



environments
living and
sleeping



Riviera 67 XT, 87 XT



Riviera 67 XT, 87 XT



Riviera 67 XT, 87 XT



Riviera 67 XT



Riviera 67 XT, 87 XT, 98 XT



Riviera 67 XT, 87 XT



Riviera 67 XT



Riviera 98 XT



Riviera 98 XT



Riviera 98 XT



Riviera 67 XT



Riviera 98 XT



Riviera 98 XT



Riviera 67 XT