

SERIE M



A PERFECT BLEND OF INNOVATION AND CHARM

Inspired by our most stunning models, the new M Series signals the return of the MERCEDES SPRINTER for RAPIDO. Featuring two layout options (XXL central bed or twin beds), it will win your heart with its premium fittings and






instantly recognisable style. M Series boasts a distinctive streamlined front, exclusive interior style and car-inspired dashboard. When you choose an M Series, you are guaranteed to travel under a lucky star.



SERIE M

M66



				
2+2*	5	2+2 2+1**	High beds	ALDE as option



7,54 m x 2,35 m

M96



				
2+2*	5	2+2 2+1**	XXL	ALDE as option



7,54 m x 2,35 m

STORAGE DOUBLE FLOOR



* Seats with seat belts: for registered (driving) seats, please refer to the technical manual available on our website.
** With option of no cab bed.



STEP INTO THE M SERIES WORLD

By choosing an M Series model, you are guaranteed the best in technology and an exceptional chassis, delivering an unrivalled driving experience.



MERCEDES MBUX 10.25"* DAB MULTIMEDIA SYSTEM

The MBUX multimedia system with its 10.25" touch screen has everything you need in terms of information, entertainment, navigation and communication in your vehicle. The screen also displays the reversing camera image.




HEIGHT- AND ANGLE-ADJUSTABLE MULTI-FUNCTION STEERING WHEEL*

The multi-function steering wheel lets you comfortably control the onboard computer, vehicle functions and multimedia systems without taking your hands off the wheel.



AUTOMATIC GEARBOX 9G TRONIC (OPTION)

The nine gears let you drive at low RPM, reducing fuel consumption and resulting in a more pleasant noise level. The beautifully designed gear changes are almost imperceptible.



KEYLESS START* OPERATION

The KEYLESS START authorisation system lets you start your engine without using a key, simply by pressing the start button and the clutch or brake pedal. This also manages the Stop & Start function.



DRIVING ASSISTANCE

Your M Series RAPIDO features the best in technology to ensure you enjoy the best driving experience possible:

- Electric parking brake*
- ABS (anti-lock brake system), ASR (traction control), EBV (electronic braking variator) and ESP (electronic stability programme)
- Hill start assistance
- TEMPOMAT cruise control with speed limiter
- Automatic headlights*
- Stability system in the event of cross winds*
- Automatic tyre pressure monitoring (option)

* M Pack

STANDARD FITTINGS

CONSTRUCTION

- 100% shock absorption polyester: roof, side walls and underfloor protection
- Floor bodywork in polyurethane
- Storage area in robust polyurethane
- AL-KO chassis with independent suspension
- Styrofoam® insulation

BODYWORK AND OPENINGS

- Streamlined front with LED day running lights
- Exclusive exterior decor
- Exclusive rear panel
- Designer rear pillars with inbuilt tail light unit
- Double glazed living area windows with polyurethane frame, non-woven blinds and flyscreen
- Electric living area entry step
- Living area entry step backlighting turns on when door opens
- Living area door with 2-point locking, fixed window and inbuilt bin
- Large living area door: 540 mm
- Storage area hatch struts
- Storage area compression handles flush with hatch, with 2-point locking

HEATING

- ALDE Arctic Comfort Plus heating as option
- TRUMA Combi 6 heating with CP PLUS control panel
- Heating distributed via the living room table leg (except telescopic leg) (if ALDE)
- iNet: remotely control your heating system
- Additional MERCEDES heating (if ALDE)
- TRUMA windscreen heating duct to remove condensation (not compatible with WEBASTO)
- Automatic gas inverter with anti-crash system

STORAGE

- Full-width storage double floor with internal and external access
- Heated, lit double floor
- Heated garage/storage area

STREAMLINED FRONT

With LED day running lights and sporty grille.



STYLE

- Exclusive DUNA furniture:
 - Bright and modern colours
 - Dark laminate on kitchen worktop and light mineral laminate on living room table
 - Curtains and net curtains
- NACARAT furniture:
 - Contrasting, warm colours
 - Light mineral laminate surface on kitchen worktop and living room table
 - Net curtains with TEP* tiebacks on illuminated curtain rods
- Glossy white overhead cupboard doors
- Push lock on overhead cupboard doors
- Cab bed bottom with stitched TEP* design and LED lights
- 100% LED ambient lighting in living room, kitchen and bedroom
- Living room and bedroom indirect lighting dimmer

LIVING ROOM

- Forward-facing conversion of face-to-face living room bench seats
- Living room bench seat armrest
- Living room skylight with backlit TEP* finish
- Easy movement around the living room (no raised floor)
- Inbuilt unit to fit 32" flat screen TV with backlighting and storage
- Laminated table with solid wood moulding (NACARAT) or 3D DUO veneer edges (DUNA)
- Spotlight base under overhead cupboards with inbuilt USB port and dimmer
- Magnetic bench seat backs for a faster forward-facing conversion

KITCHEN

- Curvy kitchen design
- Glossy white drawer fronts with inbuilt matte black handles
- Soft-closing drawers with electric central locking
- Lighting under the worktop
- Glossy white Plexiglas finish on kitchen window with inbuilt spice rack and 230 V and 12 V power outlet compartment
- Worktop extension on kitchen unit side
- Deep 171-litre fridge with flat double hinge door (left or right opening)
- Embossed stainless steel stove top with 2 hobs, independent black covers and piezo ignition (option 3 hobs)
- Chromed brass kitchen tap with ceramic cartridge

WASHROOM

- New shower laminate pattern
- Thermoformed rectangular basin with brass mixer tap and ceramic cartridge
- Shower column with slate grey Plexiglas finish and customisable backlighting
- Skylight with blackout blind and flyscreen, and clothes drying rack
- Chrome finish bathroom accessories
- Quick-clean thermoformed cassette toilet compartment

BEDROOM

- Wall-mounted wardrobes with curved door and push lock system (M96)
- Stylish bedside tables with open alcoves, USB ports and 12 V plugs (M96)
- Backlighting on overhead cupboards and wall-mounted wardrobes (M96)
- Fabric-covered backlit headboard
- Permanent bed with aluminium base frame and active multilayer slats, with highly durable BULTEX® foam mattress
- Retractable central bed base
- Electric height-adjustable (30 cm) central bed with large storage area/garage
- XXL permanent bed: 160 x 198 cm (M96)
- Storage drawer at the foot of central bed
- Second TV space in bedroom with 12V/coaxial/HDMI pre-wiring
- Bedroom skylight with backlit TEP* finish

For the complete list of equipment, please refer to the technical manual available on our website.

* TEP: Polyamide-coated fabric.
** Embossing on leather upholstery.
*** AUSTIN style only.

BASE VEHICLE FITTINGS

- ESP: electronic stability programme
- MERCEDES engine compartment insulation and cladding under engine
- Stop & Start
- Hill start assistance
- TEMPOMAT cruise control with speed limiter
- Coach-style wing mirrors: electric, defrosting, dual-view (fixed wide angle lens)/two-tone mirrors
- Central locking on driver's and living area doors
- "Coming-home" mode with automatic awning light and electric entry step

CAB FITTINGS

- AGUTI swivel cab seats in fabric matching the living area
- Assisted foldaway cab bed with slat base and BULTEX® foam mattress
- Central locking on cab bed
- Driver's door with electric window
- Chrome-ringed instruments
- Embroidered** cab headrest covers***

LIVING AREA FITTINGS

- LITHIUM - SUPER B READY living-area battery wiring
- Living area door flyscreen

DUAL-PLEAT THERMAL SLIDING WINDSCREEN BLIND

M PACK



Up/down (sunshade)



Down/up (privacy screen)

M PACK

(OPTIONAL EXTRA)

FOR EVEN MORE FITTINGS

- MERCEDES MBUX 10.25" multimedia system with GPS navigation and DAB technology
- Height- and angle-adjustable multi-function steering wheel
- Reversing camera with control screen built into the dashboard
- Semi-automatic TEMPOMATIC cab air conditioning
- Leather steering wheel and gear knob (only leather steering wheel for automatic gearboxes)
- Fold-down lids on central and side coin trays
- Electric parking brake
- Fog lights
- Automatic headlights
- Stability system in the event of cross winds
- Keyless start
- Fuel filter and water separator
- Driver's door with 2-point locking
- Stylish extractor hood with touch control façade
- Dual-pleat thermal sliding windscreen blind: up/down (sunshade) and down/up (privacy screen)



M66



M66





EXCLUSIVE M SERIES STYLE

The M Series has the privilege of being the only RAPIDO series to feature its own style: DUNA. This style is decidedly modern, with horizontal wood grain and contrasting material interplays creating an elegant atmosphere. Special TEP* upholstery has also been designed for the M Series: TORONTO.

CHOICE OF TWO STYLES

Choose between two styles: bright DUNA or welcoming NACARAT. Both styles feature glossy white overhead cupboard doors with crisp, airy lines.



M66

OUTSTANDING DESIGN

From outside, the M Series models will charm you with their automotive look. Their front completely embodies the perfect blend of MERCEDES luxury and RAPIDO expertise. Their rear is also unique and features designer pillars.

* TEP: Polyamide-coated fabric.



M96



M96



M96



M96