



MORELO
FIRST CLASS REISEMOBILE

PRICE LIST 2023-2

HOME | LOFT . LOFT LINER | PALACE . PALACE LINER | EMPIRE LINER | GRAND EMPIRE





Technical specifications

Base vehicle
Cubic capacity
Max. power (kW/HP)
Length starting at
Width
Height
Interior standing height
Driving licence class
Double floor height
Fresh water / grey water tank capacity (ca.)
Black water tank capacity (ca.)
Car garage option
Price from

HOME

IVECO Daily

50 C 18

3,0 l

129 / 176

7,81 m

2,35 m

3,32 m

1,98 m

C1

366 mm

240 l / 200 l

□ 200 l

×

178.500,00 €

LOFT

IVECO Daily

70 C 18

3,0 l

129 / 176

8,28 m

2,40 m

3,41 m

2,02 m

C1

366 mm

300 l / 200 l

□ 200 l

×

214.800,00 €

LOFT LINER

IVECO Eurocargo

75 E 21 or
100 E 25

4,5 l

152 / 206

8,28 m

2,40 m

3,46 m

2,02 m

C1 or C

420 mm

360 l / 250 l

□ 250 l

×

254.100,00 €

Standard equipment/optional extras

Toilet with fixed tank
Floor heating
Air conditioner in cab
Engine heat exchanger
LED reversing lights
Flush windows in the cab
Heki 3 in living room
Entrance area with 2 drawers
Top Class cabin door
Premium bathroom
Dashboard with ambient lighting, refrigerated compartment
Premium cockpit
Wheel trims
Air-suspended swivel seats
Front / rear axle air suspension
Automatic gearbox

□

□

□

□

□

×

□

×

×

×

□

□

□

□

□

□ / □

□

□

□

□

□

□

■

■

×

×

□

×

■

■

□

□

□ / □

□

□

□

■

■

■

■

□

■

■

×

■

■

□

□

□

○

■

PALACE	PALACE LINER	PALACE LINER	EMPIRE LINER	EMPIRE LINER	GRAND EMPIRE
IVECO Daily	IVECO Eurocargo	Mercedes-Benz Atego	Mercedes-Benz Atego	Mercedes-Benz Actros	Mercedes-Benz Actros
70 C 18	100 E 25 or 120 E 28	924 L to 1530 L	1230 L or 1530 L	1840 L or 1846 L	1853 L
3,0 l	6,7 l	7,7 l	7,7 l	10,7 l	12,8 l
129 / 176	185 / 252	175 / 238	220 / 299	294 / 400	390 / 530
8,69 m	8,99 m	8,99 m	9,65 m	10,05 m	10,45 m
2,40 / 2,50 m	2,50 m	2,50 m	2,55 m	2,55 m	2,55 m
3,49 m	3,61 / 3,72 m	3,61 / 3,72 m	3,76 m	3,86 m	3,86 m
2,06 m	2,06 m	2,06 m	2,06 m	2,06 m	2,10 m
C1	C	C	C	C	C
420 mm	420 mm	480 mm	480 mm	480 mm	480 mm
360 l / 250 l	360 l / 250 l	360 l / 250 l	410 l / 280 l	410 l / 280 l	410 l / 280 l
250 l	250 l	250 l	280 l	280 l	280 l
□	□	□	□	□	■
250.100,00 €	304.000,00€	326.000,00 €	427.000,00 €	500.000,00 €	668.000,00 €
■	■	■	■	■	■
■	■	■	■	■	■
■	■	■	■	■	■
■	■	■	■	■	■
■	■	■	■	■	■
■	■	■	■	■	■
■	■	■	■	■	■
■	■	■	■	■	■
■	■	■	■	■	■
■	■	■	■	■	■
■	■	■	■	■	■
□	■	■	■	■	■
□	□	□	■	■	■
□ / ○	■ / ■	○ / ■	■	■	■
□	■	■	■	■	■

■ Standard equipment ✕ Not available
 □ Special equipment ○ See price list



WELCOME HOME

Anybody who travels a lot enjoys being at home. And the comfort it offers.

The MORELO HOME surrounds you with luxury and gives you a home on the move.

It gives you the freedom to be untethered, to travel to the most scenic locations, to reach new destinations, to make new discoveries. And to feel at home every step of the way.

HOME 78 L



HOME 82 LS



HOME 82 M



HOME



TECHNICAL SPECIFICATIONS

MORELO HOME

HOME 78 L



incl. scooter garage

HOME 82 LS



incl. scooter garage

		IVECO Daily 50 C 18	IVECO Daily 50 C 18
ENGINE	Serial diesel engine (cylinders)	4	4
	Cubic capacity (litres)	3,0	3,0
	Max. power (kW/HP)	129 / 176	129 / 176
	Max. torque (Nm)	430	430
	Emission class	EURO VI e	EURO VI e
WEIGHT	Technically permissible max. weight (kg) ¹	5.600 (5.800) ²	5.600 (5.800) ²
	Mass in running order (kg) ¹	4.450	4.525
	Payload (kg) ¹	1.150 (1.350)	1.075 (1.275)
	Tow load with fixed / removable ball head (kg)	3.500	3.500
	Permissible max. train weight w. fixed / removable ball head (kg)	9.100	9.100
DIMENSIONS	Total length (mm)	7.810	8.210
	Total width (mm)	2.350	2.350
	Total height (mm)	3.320 ³	3.320 ³
	Wheel base (mm)	4.100	4.350
	Lounge bench, left (mm)	1.360 x 1.000	1.360 x 1.000
	Couch, right (mm)	760 x 630	760 x 630
	Rear bed (mm)	2 x 2.000 x 1.030	2 x 2.000 x 1.030
	Folding bed (option) (mm)	1.950 x 1.300	1.950 x 1.300
	Garage door passenger's side (Clear height x width in mm)	1.080 x 850	1.080 x 850
		178.500,00 €	180.500,00 €

Prices in Euro (incl. 20% VAT)

1) see back 2) only in combination with 'Chassis package' 3) if leaf springs on the rear axle + 100 mm

HOME 82 M



incl. scooter garage


IVECO
Daily 50 C 18

ENGINE	Serial diesel engine (cylinders)	4
	Cubic capacity (litres)	3,0
	Max. power (kW/HP)	129 / 176
	Max. torque (Nm)	430
	Emission class	EURO VI e
WEIGHT	Technically permissible max. weight (kg) ¹	5.600 (5.800) ²
	Mass in running order (kg) ¹	4.525
	Payload (kg) ¹	1.075 (1.275)
	Tow load with fixed / removable ball head (kg)	3.500
	Permissible max. train weight w. fixed / removable ball head (kg)	9.100
DIMENSIONS	Total length (mm)	8.210
	Total width (mm)	2.350
	Total height (mm)	3.320 ³
	Wheel base (mm)	4.350
	Lounge bench, left (mm)	1.360 x 1.000
	Couch, right (mm)	760 x 630
	Rear bed (mm)	2.000 x 1.500
	Folding bed (option) (mm)	1.950 x 1.300
	Garage door passenger's side (Clear height x width in mm)	1.080 x 850
€	180.500,00 €	

Prices in Euro (incl. 20% VAT)
1) see back 2) only in combination with 'Chassis package' 3) if leaf springs on the rear axle + 100 mm
Images and descriptions may contain options that are subject to surcharge.

STANDARD EQUIPMENT MORELO HOME

ENGINE . CHASSIS . DRIVING SAFETY . COCKPIT . LIGHTS . STRUCTURE

ENGINE	BASE VEHICLE MORELO HOME		IVECO Daily
			5,6 / 5,8 t
	Turbo diesel engine, with rear wheel drive	3,0 Liter / 129 kW / 176 HP	
	Fuel tank, in litres	90	
	Emission class EURO VI e	AdBlue, 20 litres	
	Manual transmission	6-gear	
Alternator			14 V / 250 A / 3.080 W
CHASSIS	Rear wheel drive with twin tires on the rear axle 	195 / 75 R 16	
	Disc brakes, on front and rear axle	■	
	Breakdown set, with warning triangle, first-aid kit, warning light, wheel chock and tire pressure kit	■	
SAFETY	Electronic anti-lock braking system (ABS)	■	
	Traction control system (ASR)	■	
	Electronical Stability Program (ESP)	■	
	Cruise control	■	
	Active tire pressure monitoring system	■	
COCKPIT	Driver's cab seats, swiveling, with armrests and integrated belt system		
	Roller plissee behind windscreen, electrically activated, privacy screen function, darkening and sunblind		
	Panoramic windscreen with laminated glass, tinted		
	Side windows in driver's cab with tinted insulating glass		
	Independent dashboard		
	Steering wheel, adjustable in height and angle		
	Outside side mirrors		
	Raised driver's cab on special platform		
	Fully insulated driver's cab, new GRP module		
	Optimized noise insulation of engine compartment		
	Sockets, 1 x USB charging and 2 x 230 V		
LIGHTS	Halogen main headlights, with optical lens and additional main beam		
	Fog lights		
	LED daytime running lights		
STRUCTURE	Side walls and roof are 42 mm thick, 38 mm of which consists of closed-cell RTM hard foam		
	Aluminium side bars on the roof, with rainwater channels to help keeping side walls clean		
	Side walls in ALU-RTM-ALU sandwich design, smooth and high-gloss		
	Roof in GRP-RTM-ALU sandwich design, hail protection and low heat conductivity		
	Underfloor in GRP-RTM-GRP sandwich design, robust, corrosion-free, no timber used		
	Cold-bridge-free wall joint technology, using highly compressed rigid PU profiles		
	Lightning protection, Faraday cage		
	Heatable double floor, approximately 366 mm high, side access via external flaps		
	Entrance door with window, extra large, electric with code lock and remote control, as well as blind and flyscreen		

■ Standard Equipment

STRUCTURE

Interior entrance step, heated

Exterior entrance step, 1-step, electrically extendable with safety circuit

Rear garage with door to the right, floor rails with lashing eyelets and 230 V socket

Rear wall with fibreglass compound sandwich design, PU foam core

Plastic windows in living area, double-glazed and tinted, with pleated blackout blind and flyscreen

Entirely wood-free exterior structure

Front and lateral skirting, from highly sturdy fibreglass compound

External adhesives HOME in black

Sturdy handle for easy entry, backlighted

LIVING ROOM + BEDROOM

Floor covering made from easy-care, high-grade vinyl

Flat living area floor, from the rear to the dashboard

Skylight, with flyscreen and pleated blackout blind in the bedroom

Double-glazed, Midi roof window with flyscreen and pleated blackout blind in the living area

Rear bed with slatted frame and multi-zone mattress

Wardrobes with LED lighting

Furniture fronts with metal hinges

Microfibre upholstery, including driver and passenger seats

Seating group with ergonomic upholstery, comfortable multi-layer design with diol-based padding and zip fasteners

Extensible, sturdy table, with extensive sliding range, laminated

Glass cabinet with LED lighting at the entrance, with assorted glassware and space for a TV set, incl. small pull-out furniture

Sockets in the living area and in the bedroom

Wall panelling with colour-coordinated carpet

Elegant pleated curtains

KITCHEN

177 litres compressor refrigerator with separate freezer compartment, dark-mirrored fridge door

Kitchen worktop with laminated surface

3-flame stainless steel gas cooker, installed countersunk with automatic ignition and glass cover

Single-lever mixer tap, chrome

Chrome railing mounted to the worktop

EXPERT ADVICE

ALWAYS
ARRIVING SAFELYSTRESS-FREE JOURNEYS
IN IVECO MOTORHOMES

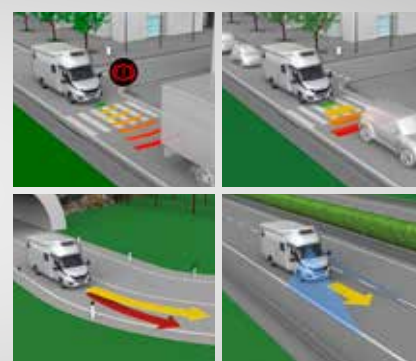
Enjoy maximum safety on your trip: the advanced emergency braking assistant (AEBS) can help prevent potential collisions, or at least reduce the severity of the impact, by braking automatically. At low speeds (in town, for example) the "City Brake PRO" function is also helpful. The adaptive cruise control (ACC) system with traffic assistant helps you on longer



motorway journeys by adapting the speed to maintain your chosen distance from the vehicle in front. The active lane-departure warning system reacts to unintentional movements out of the lane and intervenes in the fully electric steering to keep you in your lane. All these systems help ensure that you arrive safely!

Your IVECO motorhome experts

www.iveco.com



STANDARD EQUIPMENT MORELO HOME

KITCHEN . BATHROOM . SUPPLY . ELECTRONICS . CONTROL PANEL

KITCHEN	Drawers with super-soft closing and cutlery insert
	Pull-out waste bin with two removable containers
	Skylight, with flyscreen and pleated blackout blind
	LED spots
	Sockets 2 x 230 V
BATHROOM	Separate toilet area
	Skylight, with flyscreen and pleated blackout blind
	Washstand, with seamlessly integrated sink, push open valve and domestic drain
	Single-lever mixer tap, chrome
	Soap dispenser, cup holder and towel hook
	Lighted wardrobe
	Separate shower, with wall rail, height-adjustable showerhead with drying rail and real-glass door
	Cassette toilet
	Toilet paper holder and toilet brush
	LED spots
SUPPLY	Sockets 2 x 230 V
	Gas bottle compartment, for 2 x 11 kg gas bottles side by side, with gas controller gas leak protection, gas filter and automatic switchover
	5.500 W hot water gas central heating, with thermostat control, automatic ventilation valve and backflow shut-off
	Electrical heating element, 230 V, up to 3.000 W
	Integrated hot water boiler, serving all tapping points
	Ca. 240 litres fresh water tank, ca. 200 litres wastewater tank
	Emptying of wastewater and toilet tank, via drain tap with large cross section in heated double floor and drain hose with bayonet connection
	Domestic style wastewater pipes
ELECTRONICS	Flushing connections for wastewater tank and optional toilet tank
	Central pressure water supply
	230 V socket in the garage and 12 V in the electrical compartment
	230 V CEE connection, with insulated floor inlet
	140 Ah gel battery in double floor including battery monitoring system with overloading and total discharge protection
CONTROL PANEL	Automatic charger, electronically controlled, with battery temperature sensor, maximum charge rate of 25 A
	Central control and monitoring panel, with colour touch screen
	Shut-off function for on-board electrical system, in case of undervoltage/overheating
	On-board electronics, microprocessor-controlled
	Buttons for switching on/off, lighting, water pump and special equipment, including main switch for all consumers
	Alarm devices for 'step extended', 'fresh water tank empty', 'reserve gas bottle in use' and diverse others
	LCD control panel for monitoring of external and internal temperature, external mains supply, parallel battery circuit, battery voltage of the vehicle and leisure batteries
	LCD control panel for monitoring of wastewater tank and fresh water tank levels, gas level (when a gas tank is fitted), charging and discharging amperage, date and time with alarm clock

	Item / Weight ¹⁾		all models
CHASSIS PACKAGE	011298 / 82	Chassis Package IVECO Daily 50 C 18	18.555,00 €
		↳ Engine 3.0 l, 152 kW / 207 HP (instead of 129 kW / 176 HP)	
		↳ Technically permissible max. weight 5.800 kg	
		↳ ZF torque converter transmission	
		↳ Airconditioning in driver's cab	
		↳ Leather steering wheel with multifunctional buttons (not removable)	
		↳ Electrical and technical preparation for trailer coupling	
		↳ Differential lock for rear axle	
		↳ Bus-style windscreen wiper system	
		↳ Engine heat exchanger	
		↳ Light metal rims (selection see underneath)	
		↳ LED rear lights, with chrome ring	
		↳ Light metal rims front axle	
SAFETY PACKAGE	011280 / 20	Driving safety package	7.755,00 €
		↳ Electric parking brake	
		↳ Emergency brake assist, adaptive cruise control	
		↳ Active lane departure warning with warning tone	
		↳ Traction PLUS with downhill assist	
CHASSIS	011207 / 0	Mechanical transmission, serial standard for engine version 3,0 l, 129 kW / 176 HP	no surcharge
	018152 / 120	Ca. 200 litres fuel tank (instead of serial standard) ³⁾	2.540,00 €
	018215 / 25	Air suspension on rear axle	6.345,00 €
	018211 / 63	Air suspension on front and rear axle, automatic leveling, various special features and adjustable shock absorbers on the rear axle (only combined with light metal rims)	10.375,00 €
	018185 / 08	Light metal rims MORELO Silver on front axle with spur widening, 235 / 65 R 16 tires, incl. higher load carrying index, steel rims with wheel trims on rear axle	3.370,00 €
	018185-01 / 08	Light metal rims MORELO Graphite on front axle with spur widening, 235 / 65 R 16 tires, incl. higher load carrying index, steel rims with wheel trims on rear axle	3.370,00 €
	017200 / 12	Wheel trims in stainless steel for 16" steel rims	695,00 €
	018170D / 08	Spur widening on front axle, steel rims only	595,00 €
	018182 / 16	Spur widening on rear axle	895,00 €
	018222 / 05	Adjustable shock absorbers on front axle (standard with full air suspension)	1.000,00 €
	018223 / 05	Adjustable shock absorbers on rear axle (standard with full air suspension)	1.000,00 €
	018103 / 35	Fixed trailer coupling up to max. 3.500 kg (only combined with electrical and technical preparation for trailer coupling)	1.505,00 €
	018120D / 03	Surcharge for removable trailer coupling head (only in combination with trailer coupling)	505,00 €
	017002 / 0	LED headlights 12 V for main beam, high beam and indicators (only combined with rear axle air suspension)	2.260,00 €
	018253 / 90	Hydraulic leveling jacks with automatic leveling ²⁾ incl. touch panel	8.965,00 €
	018321 / 55	Spare wheel with bracket underneath garage floor	495,00 €
	017508 / 20	Additional noise insulation for engine compartment, front side walls and front wheel arches	1.605,00 €

Prices in Euro (incl. 20% VAT)

1) weight in kg 2) only combined with Electrical Package 3) by using the original tank sensor a filling level above 150 litres is indicated as „full“!

Images and descriptions may contain options that are subject to surcharge.

SPECIAL EQUIPMENT MORELO HOME

COCKPIT . STRUCTURE . LIFE + STYLE

	Item / Weight ¹		all models
COCKPIT	017402 / 23	Bus-style outside mirrors like LOFT	2.005,00 €
	017307 / 04	Steering wheel, removable to improve seat rotation and deter theft	1.000,00 €
	020226 / 06	Premium Cockpit (leather covering, cupholder, shelf with wooden frame, cooling compartment)	1.160,00 €
	052038 / 04	Heating for driver's and passenger's seat	795,00 €
	031911 / 01	USB socket in dashboard	190,00 €
STRUCTURE	020110 / 12	Aluminium chequer plate on the rear garage floor	695,00 €
	022025 / 50	Electrically operated roof awning 5,0 m, with LED lighting, dimmable with remote control ²	3.115,00 €
	022027 / 60	Electrically operated roof awning 6,0 m, with LED lighting, dimmable with remote control ² (as from model 82)	3.215,00 €
	022052 / 03	LED lighting underneath of roof profile on driver's side, dimmable with remote control	895,00 €
	025235 / 07	Midi roof window in bedroom (instead of standard mini heki)	795,00 €
	025234 / 13	Panoramic roof window Heki 3 in bedroom (instead of standard mini heki)	1.505,00 €
	025233 / 08	Panoramic roof window Heki 3 in living room (instead of standard midi roof window)	1.100,00 €
	037500 / 07	Furniture safe with electronic locking, motor-driven locking system, 8,3 l volume	395,00 €
	021030 / 03	Parking sensors in the rear bumper	895,00 €
	020314 / 05	Illuminated MORELO logo on the vehicle front	695,00 €
LIFE + STYLE	020400 / 13	Life & Style package (also available as individual items), saving 750,00 €	2.715,00 €
	(020336 / 04)	└ Carbon look exterior including vehicle front (PALACE style)	(1.965,00 €)
	(031944 / 05)	└ LED double floor lighting	(695,00 €)
	(020437 / 04)	└ Garage door left-hand side 1.080 x 850 mm	(845,00 €)

EXPERT ADVICE

SIZE
IN DETAIL

MOBILE TELEVISIONS

All TV sets in your MORELO are manufactured by Alphatronics, located in Nuremberg, Germany. This means consistently high quality that meets your expectations for reliable mobile televisions. The devices are equipped with power-saving alphatronics wide-angle

displays, integrated triple tuner (DVB-S2, DVB-T2, DVB-C with CI + for receiving Pay TV), DVD player and Bluetooth 5.0 module. Other standard features include SMART TV capability on the Android operating system and the unique and excellent sound quality.

OUR ADVICE

Simply put your favourite films on a USB stick and bring them on holiday with you. You will be entertained throughout the trip, all thanks to Alphatronics.



alphatronics

🔗 www.alphatronics.de

Prices in Euro (incl. 20% VAT)

¹⁾ weight in kg ²⁾ only combined with Electrical Package

SPECIAL EQUIPMENT MORELO HOME

KITCHEN . BATHROOM . LIVING ROOM + BEDROOM . MULTIMEDIA

	Item / Weight ¹		all models
KITCHEN	042925 / 44	Kitchen package (also available as individual items), saving 975,00 €	2.915,00 €
	(043405 / 20)	⌞ Microwave oven with grill and hot-air function (8950,00 €)	
	(043114 / 15)	⌞ Mineral material kitchen worktop, mat finish, flush sink covers, in various designs (1.905,00 €)	
	(031511 / 04)	⌞ LED ambiance lighting above ceiling canopy (595,00 €)	
	(043261 / 05)	⌞ Nespresso coffee machine with shelf, capsule rack and 230 V socket ² (495,00 €)	
	043110 / 10	Morelosan kitchen worktop with seamlessly integrated wash/waste bowl, towel rail and luxury cooker	1.000,00 €
	025167 / 05	Extractor fan instead of standard mini heki	895,00 €
	043271/05	Double pull-out drawers underneath cooker instead of side-hung door	495,00 €
	045601 / 20	177 litres AES refrigerator with separate freezer compartment, dark-mirrored fridge door, automatic and manual energy selection and gas oven (instead of the standard)	2.005,00 €
BATHROOM	043470 / 08	SILWY glass assortment: magnetic wine and sparkling wine glasses in the dinette upper cabinet and coffee cups, whiskey and water glasses in the kitchen upper cabinet, 4 of each with MORELO logo (instead of the standard)	1.000,00 €
	036002 / 12	Ceramic toilet bowl for cassette toilet, incl. SOG toilet ventilation	495,00 €
	036123 / 25	Fixed-tank toilet with ceramic toilet bowl, with ca. 200 litres toilet tank	3.015,00 €
LIVING ROOM + BEDROOM	036092 / 06	Bathroom door with satinated glass filling	395,00 €
	035984 / 45	Seat belts for 2 persons on multifunctional seating bench	1.000,00 €
	052208 / 34	Electrically activated folding bed (instead of front overhead lockers)	2.410,00 €
	052203 / 30	Mechanically activated folding bed (instead of front overhead lockers)	1.505,00 €
	036255 / 05	Multizone mattress and "watergel" topping incl. comfort bed suspension for folding bed	595,00 €
	042204 / 07	Height-adjustable table column, with extra cushion insert	895,00 €
	050601 / 05	Wall and ceiling covering in smooth finish, with artificial leather	1.805,00 €
MULTIMEDIA	036209 / 05	Comfort suspension for rear bed with 5-zone mattress	595,00 €
	037107 / 08	Double-DIN moniceiver radio with CD / DVD player, twin reversing camera and 4 loudspeakers in the driver's cabin	2.005,00 €
	037090 / 04	Twin reversing camera with shutter	1.300,00 €
	037111 / 08	Navigation system: removable 10" touch screen panel with vehicle-specific navigation, steering wheel remote control, twin reversing camera with shutter, integrated DAB+ tuner, hands-free set for telephone with Bluetooth and four loudspeakers	3.925,00 €
	037611 / 55	Satellite TV system, with 27" LED flat screen TV underneath glass cabinet in the entrance area, 56 cm dish, fully automatic orientation, multi-user facility via TWIN-LNB and 27" LED flat screen TV in the bedroom (incl. Smart TV function)	5.535,00 €
	037075 / 03	Soundbar	495,00 €
	037301 / 05	LTE-WiFi router with DualSIM	2.210,00 €

Prices in Euro (incl. 20% VAT)

¹⁾ weight in kg ²⁾ only combined with Electrical Package

Images and descriptions may contain options that are subject to surcharge.

SPECIAL EQUIPMENT MORELO HOME

ELECTRONICS . SUPPLY . UPHOLSTERY + DECORATION

ELECTRONICS	Item / Weight ¹⁾		all models
	031050 / 02	Alarm system	1.410,00 €
	025238 / 40	Roof air conditioning, in the corridor of the bathroom, with infrared remote control (total vehicle height + 130 mm), use with 230 V mains connection	3.530,00 €
	037161 / 23	Solar panels, with 2 x 130 W maximum power	2.005,00 €
	037163 / 44	Solar panels, with 4 x 130 W maximum power (if sufficient space on the roof)	3.520,00 €
	031473 / 35	Electrical Package "Energy Lithium Power" (instead of serial standard) Lithium-iron-phosphate battery 1 x 210 Ah (discharging level 100% = 210 Ah), combined charger / inverter 120 A / 3.000 W, with power sharing, fully automatic top class battery protection, Premium control panel	8.570,00 €
	031442 / 28	Additional Lithium battery 210 Ah (only combined with electrical package „Lithium Power“, max. 2 batteries in total)	3.830,00 €
	025057 / 0	230 V appliances on inverter operation (min. 2 lithium batteries necessary)	250,00 €
	031450 / 05	Sine wave inverter 300 W (with separate socket for continuous use of small appliances, f.e. a respirator)	555,00 €
SUPPLY			
	034225 / 01	Central filter unit for cleaning and decalcifying the fresh water supply	1.000,00 €
	034202 / 03	External shower on driver's side	355,00 €
	035990 / 05	Greywater pump for transfer of wastewater into the toilet tank (only for fixed-tank toilet)	1.000,00 €
	018143 / 02	Pressure sensors for precise measuring of fresh water and wastewater tank levels	695,00 €
	018142 / 03	Pressure sensors for precise measuring of fresh water, wastewater and toilet tank levels	1.000,00 €
	018145 / 02	Bluetooth box for precise measuring of levels (only in combination with pressure sensors)	695,00 €
	033022 / 02	Gas alarm, to monitor living area	495,00 €
	034190 / 03	Heat regulator in bedroom	495,00 €
	044000 / 14	Floor heating in living room and bathroom	2.725,00 €
	018600 / 15	Diesel auxiliary heating, with convenient continuous heating via heat exchanger (5.200 W) incl. timer	3.215,00 €
	033026 / 03	Outside gas connection (passenger's side)	290,00 €
UPHOLSTERY + DECORATION	033004 / 73	70 litres gas tank, with remote filling in the side wall and level indicator	2.715,00 €
	050100 / 0	Microfibre upholstery, in variety of patterns	standard
	050507 / 20	Fabric-Leather "Trendline" upholstery combination, in variety of patterns	3.420,00 €
	050500 / 27	Leather upholstery, in variety of patterns	4.025,00 €
	050506 / 27	BiColor leather upholstery, in variety of patterns	4.530,00 €
	051302 / 20	Living area carpet in Sisal Sierra or velours colours Coco 830 beige, 865 grey-brown and 2051 chocolate	1.000,00 €
	051311 / 20	Living area carpet in special velours colour	1.300,00 €
	051276 / 05	Decoration package "Trendline" consisting of 8 cushions and Trendline decorative side curtains instead of the standard ones, in variety of patterns	795,00 €
	051271 / 03	Venetian blinds in the living room, pleated blinds in the bedroom	795,00 €
	051272 / 05	Venetian blinds in the living room and in the bedroom	1.300,00 €
	051280 / 05	Sliding curtains in the living room and in the bedroom	1.200,00 €

Prices in Euro (incl. 20% VAT)

¹⁾ weight in kg

Item / Weight ¹		all models
020399 / 0	High-performance paint coating on ceramic basis for optimal paint protection of the side walls, front and rear. Optimal vehicle care and value preservation.	2.815,00 €
020380 / 0	Wax-based anti-corrosion coating for optimal rust protection of the chassis and the underbody	2.220,00 €
090000 / 0	Vehicle delivery at the factory, with extensive briefing in German language and handover inspection, diesel tank and gas filling, vouchers of 100,00 €, MORELO towel set, 1 x MORELO umbrella, 2 x MORELO cap, 1 x MORELO beep egg, factory tour	1.705,00 €

CLEAR
BENEFITS

WE PROVIDE A CLEAR VIEW

Whether single-pane or laminated safety glass, our over 33 years of experience mean that we offer optimum support for stone chips, cracks or breakage.

Mobile replacement of all windows in your motorhome – even at your holiday destination

Stone chip repairs
Motorhome glass in OEM quality
Experienced and specialised fitters
Support with insurance issues
All services guaranteed

A small stone chip or a large crack? Repairing, conditioning or replacing the glass pane? We are in a class of our own when it comes to motorhome glazing. We will gladly support you and your MORELO motorhome at your holiday destination, regardless of whether you are in Trieste, Trondheim or Tarascon.

www.zentrale-autoglas.de

**ZENTRALE
AUTOGLAS**
Die Womo Profis



Prices in Euro (incl. 20% VAT)

¹) weight in kg

Images and descriptions may contain options that are subject to surcharge.



APPEALING APPEARANCE

A little bit more of everything. Even the standard equipment on the new MORELO LOFT is very impressive: More load capacity thanks to a stronger chassis, a 3 litre engine with more torque, 2.4 m width for even more space in the living room. Excellent quality and first-class convenience combined with a compact look and versatile mobility.

LOFT 79 F



LOFT 82 FB



LOFT 79 L



LOFT 82 LB



LOFT 84 M



LOFT 87 MB



LOFT



TECHNICAL SPECIFICATIONS

MORELO LOFT

LOFT 79 F



incl. scooter garage

LOFT 82 FB



incl. scooter garage

IVECO Daily 70 C 18
(7.200 kg)

IVECO Daily 70 C 18
(7.200 kg)

ENGINE	Serial diesel engine (cylinders)	4	4
	Cubic capacity (litres)	3,0	3,0
	Max. power (KW/HP)	129 / 176	129 / 176
	Max. torque (Nm)	430	430
	Emission class	EURO VI e	EURO VI e
WEIGHT	Technically permissible max. weight (kg) ¹	7.200 (7.490) ²	7.200 (7.490) ²
	Mass in running order (kg) ¹	5.035	5.085
	Payload (kg) ¹	2.165 (2.455)	2.115 (2.405)
	Tow load with fixed / removable ball head (kg)	3.500	3.500
	Permissible max. train weight w. fixed / removable ball head (kg)	10.700	10.700
DIMENSIONS	Total length (mm)	8.350	8.650
	Total width (mm)	2.400	2.400
	Total height (mm)	3.410 ³	3.410 ³
	Wheel base (mm)	4.350	4.750
	Lounge bench, left (mm)	1.440 x 1.000	1.740 x 1.000
	Couch, right (mm)	1.130 x 650	1.130 x 650
	Rear bed (mm)	1.950 x 1.580	1.950 x 1.580
	Folding bed (option) (mm)	2.000 x 1.300	2.000 x 1.300
	Garage door (driver's side / passenger's side h x w in mm)	650 x 950 / 1.150 x 950	650 x 950 / 1.150 x 950
€		214.800,00 €	217.800,00 €

Prices in Euro (incl. 20% VAT)

1) see back 2) only in combination with 'Chassis package' 3) if leaf springs on the rear axle + 100 mm

TECHNICAL SPECIFICATIONS

MORELO LOFT

LOFT 79 L



incl. scooter garage

LOFT 82 LB



incl. scooter garage

IVECO Daily 70 C 18
(7.200 kg)

IVECO Daily 70 C 18
(7.200 kg)

ENGINE				
	Serial diesel engine (cylinders)	4		4
	Cubic capacity (litres)	3,0		3,0
	Max. power (KW/HP)	129 / 176		129 / 176
	Max. torque (Nm)	430		430
	Emission class	EURO VI e		EURO VI e
WEIGHT	Technically permissible max. weight (kg) ¹	7.200 (7.490) ²		7.200 (7.490) ²
	Mass in running order (kg) ¹	5.015		5.085
	Payload (kg) ¹	2.185 (2.475)		2.115 (2.405)
	Tow load with fixed / removable ball head (kg)	3.500		3.500
	Permissible max. train weight w. fixed / removable ball head (kg)	10.700		10.700
DIMENSIONS	Total length (mm)	8.280		8.580
	Total width (mm)	2.400		2.400
	Total height (mm)	3.410 ³		3.410 ³
	Wheel base (mm)	4.350		4.750
	Lounge bench, left (mm)	1.440 x 1.000		1.740 x 1.000
	Couch, right (mm)	880 x 650		880 x 650
	Rear bed (mm)	2 x 2.000 x 1.060		2 x 2.000 x 1.060
	Folding bed (option) (mm)	2.000 x 1.300		2.000 x 1.300
	Garage door (driver's side / passenger's side h x w in mm)	650 x 950 / 1.150 x 950		650 x 950 / 1.150 x 950
€	211.750,00 €			214.800,00 €

Prices in Euro (incl. 20% VAT)

1) see back 2) only in combination with 'Chassis package' 3) if leaf springs on the rear axle + 100 mm

Images and descriptions may contain options that are subject to surcharge.

TECHNICAL SPECIFICATIONS

MORELO LOFT

LOFT 84 M



incl. scooter garage

LOFT 87 MB



incl. scooter garage

IVECO Daily 70 C 18
(7.200 kg)

IVECO Daily 70 C 18
(7.200 kg)

ENGINE	Serial diesel engine (cylinders)	4	4
	Cubic capacity (litres)	3,0	3,0
	Max. power (kW/HP)	129 / 176	129 / 176
	Max. torque (Nm)	430	430
	Emission class	EURO VI e	EURO VI e
WEIGHT	Technically permissible max. weight (kg) ¹	7.200 (7.490) ²	7.200 (7.490) ²
	Mass in running order (kg) ¹	5.175	5.225
	Payload (kg) ¹	2.025 (2.315)	1.975 (2.265)
	Tow load with fixed / removable ball head (kg)	3.500	3.500
	Permissible max. train weight w. fixed / removable ball head (kg)	10.700	10.700
DIMENSIONS	Total length (mm)	8.780	9.080
	Total width (mm)	2.400	2.400
	Total height (mm)	3.410 ³	3.410 ³
	Wheel base (mm)	4.750	4.750
	Lounge bench, left (mm)	1.440 x 1.000	1.740 x 1.000
	Couch, right (mm)	880 x 650	880 x 650
	Rear bed (mm)	2.000 x 1.630	2.000 x 1.630
	Folding bed (option) (mm)	2.000 x 1.300	2.000 x 1.300
	Garage door (driver's side / passenger's side h x w in mm)	650 x 950 / 1.150 x 950	650 x 950 / 1.150 x 950
€		215.800,00 €	218.800,00 €

Prices in Euro (incl. 20% VAT)

1) see back 2) only in combination with 'Chassis package' 3) if leaf springs on the rear axle + 100 mm

MODEL OVERVIEW
MORELO LOFT LINER ON IVECO EURO CARGO

LOFT LINER 79 F



LOFT LINER 82 FB



LOFT LINER 79 L



LOFT LINER 82 LB



LOFT LINER 84 M



LOFT LINER



TECHNICAL SPECIFICATIONS

MORELO LOFT LINER

LOFT LINER 79 F



incl. scooter garage

LOFT LINER 82 FB



incl. scooter garage

		IVECO Eurocargo 75 E 21	IVECO Eurocargo 100 E 25	IVECO Eurocargo 75 E 21	IVECO Eurocargo 100 E 25
ENGINE	Serial diesel engine (cylinders)	4	6	4	6
	Cubic capacity (litres)	4,5	6,7	4,5	6,7
	Max. power (kW/HP)	152 / 207	185 / 252	152 / 207	185 / 252
	Max. torque (Nm)	750	850	750	850
	Emission class	EURO VI e	EURO VI e	EURO VI e	EURO VI e
WEIGHT	Technically permissible max. weight (kg) ¹	7.490 (7.800) ²	10.000	7.490 (7.800) ²	10.000
	Mass in running order (kg) ¹	6.065	6.590	6.115	6.640
	Payload (kg) ¹	1.425 (1.735)	3.410	1.375 (1.685)	3.360
	Tow load with fixed / removable ball head (kg)	3.500	3.500	3.500	3.500
	Permissible max. train weight w. fixed / removable ball head (kg)	10.990	13.500	10.990	13.500
DIMENSIONS	Total length (mm)	8.350	8.350	8.650	8.650
	Total width (mm)	2.400	2.400	2.400	2.400
	Total height (mm)	3.460	3.460	3.460	3.460
	Wheel base (mm)	4.185	4.185	4.455	4.455
	Lounge bench, left (mm)	1.440 x 1.000	1.440 x 1.000	1.740 x 1.000	1.740 x 1.000
	Couch, right (mm)	1.130 x 650	1.130 x 650	1.130 x 650	1.130 x 650
	Rear bed (mm)	1.950 x 1.580	1.950 x 1.580	1.950 x 1.580	1.950 x 1.580
	Folding bed (option) (mm)	2.000 x 1.300	2.000 x 1.300	2.000 x 1.300	2.000 x 1.300
	Garage door (driver's side / passenger's side h x w in mm)	750 x 950 / 1.250 x 950	750 x 950 / 1.250 x 950	750 x 950 / 1.250 x 950	750 x 950 / 1.250 x 950
€		254.100,00 €	270.250,00 €	257.150,00 €	273.300,00 €

Prices in Euro (incl. 20% VAT)

1) see back 2) upgrade possible

TECHNICAL SPECIFICATIONS

MORELO LOFT LINER

LOFT LINER 79 L



incl. scooter garage

LOFT LINER 82 LB



incl. scooter garage

		IVECO Eurocargo 75 E 21	IVECO Eurocargo 100 E 25	IVECO Eurocargo 75 E 21	IVECO Eurocargo 100 E 25
ENGINE	Serial diesel engine (cylinders)	4	6	4	6
	Cubic capacity (litres)	4,5	6,7	4,5	6,7
	Max. power (kW/HP)	152 / 207	185 / 252	152 / 207	185 / 252
	Max. torque (Nm)	750	850	750	850
	Emission class	EURO VI e	EURO VI e	EURO VI e	EURO VI e
WEIGHT	Technically permissible max. weight (kg) ¹	7.490 (7.800) ²	10.000	7.490 (7.800) ²	10.000
	Mass in running order (kg) ¹	6.045	6.570	6.155	6.640
	Payload (kg) ¹	1.445 (1.755)	3.430	1.335 (1.645)	3.360
	Tow load with fixed / removable ball head (kg)	3.500	3.500	3.500	3.500
	Permissible max. train weight w. fixed / removable ball head (kg)	10.990	13.500	10.990	13.500
DIMENSIONS	Total length (mm)	8.280	8.280	8.580	8.580
	Total width (mm)	2.400	2.400	2.400	2.400
	Total height (mm)	3.460	3.460	3.460	3.460
	Wheel base (mm)	4.185	4.185	4.455	4.455
	Lounge bench, left (mm)	1.440 x 1.000	1.440 x 1.000	1.740 x 1.000	1.740 x 1.000
	Couch, right (mm)	880 x 650	880 x 650	880 x 650	880 x 650
	Rear bed (mm)	2 x 2.000 x 1.060	2 x 2.000 x 1.060	2 x 2.000 x 1.060	2 x 2.000 x 1.060
	Folding bed (option) (mm)	2.000 x 1.300	2.000 x 1.300	2.000 x 1.300	2.000 x 1.300
	Garage door (driver's side / passenger's side h x w in mm)	750 x 950 / 1.250 x 950	750 x 950 / 1.250 x 950	750 x 950 / 1.250 x 950	750 x 950 / 1.250 x 950
€	254.100,00 €	270.250,00 €	257.150,00 €	273.300,00 €	

Prices in Euro (incl. 20% VAT)

1) see back 2) upgrade possible

Images and descriptions may contain options that are subject to surcharge.

LOFT LINER 84 M



incl. scooter garage

IVECO Eurocargo
75 E 21

IVECO Eurocargo
100 E 25


ENGINE		
	Serial diesel engine (cylinders)	4
	Cubic capacity (litres)	4,5
	Max. power (kW/HP)	152 / 207
	Max. torque (Nm)	750
WEIGHT	Emission class	EURO VI e
	Technically permissible max. weight (kg) ¹	7.490 (7.800) ²
	Mass in running order (kg) ¹	6.205
	Payload (kg) ¹	1.285 (1.595)
	Tow load with fixed / removable ball head (kg)	3.500
DIMENSIONS	Permissible max. train weight w. fixed / removable ball head (kg)	10.990
	Total length (mm)	8.780
	Total width (mm)	2.400
	Total height (mm)	3.460
	Wheel base (mm)	4.455
	Lounge bench, left (mm)	1.440 x 1.000
	Couch, right (mm)	880 x 650
	Rear bed (mm)	2.000 x 1.630
	Folding bed (option) (mm)	2.000 x 1.300
€	Garage door (driver's side / passenger's side h x w in mm)	750 x 950 / 1.250 x 950
	259.150,00 €	275.300,00 €


Prices in Euro (incl. 20% VAT)

1) see back 2) upgrade possible

STANDARD EQUIPMENT MORELO LOFT . LOFT LINER

ENGINE . CHASSIS . DRIVING SAFETY

ENGINE	BASE VEHICLE MORELO LOFT		IVECO Daily	
			7,2 t / 7,49 t	
	Turbo diesel engine, with rear wheel drive		3 litres / 129 kW / 176 HP	
	Fuel tank, in litres		90	
CHASSIS	Emission class EURO VI e		AdBlue, 20 litres	
	Manual transmission		■	
	Alternator		14V / 250 A ³ / 3.080 W	
	All season tires (Continental Vanco Four Season)  M+S		225 / 75 R 16	
SAFETY	Disc brakes, on front and rear axle		■	
	Breakdown set, with warning triangle, first-aid kit, warning light, wheel chock and tire pressure kit		■	
	Front axle load up to 2.900 kg		■	
	Electronic anti-lock braking system (ABS)		■	
LOFT LINER	Traction control system (ASR)		■	
	Electronical Stability Program (ESP)		■	
	Cruise control		■	
	Active tire pressure monitoring system		■	

ENGINE	BASE VEHICLE MORELO LOFT LINER		IVECO Eurocargo		IVECO Eurocargo	
			75 E 21		100 E 25	
	Turbo diesel engine with rear wheel drive		4,5 litres / 152 kW / 207 HP		6,7 litres / 185 kW / 252 HP	
	Differential lock		■		■	
CHASSIS	Fuel tank, in litres		190		190	
	Emission class EURO VI e		AdBlue, 30 litres		AdBlue, 30 litres	
	Automatized transmission		6-speed		6-speed	
	Alternator		28V / 120 A / 3.360 W		28V / 120 A / 3.360 W	
DRIVING SAFETY	Additional alternator 12 V		14V / 80 A / 1.120 W		14V / 80 A / 1.120 W	
	Engine heat exchanger		■		■	
	Air conditioning in driver's cab		■		■	
	Tires on rear axle with traction profile  M+S		225 / 75 R 17,5		245 / 70 R 17.5	
LOFT LINER	Dual-circuit compressed air brake and engine brake		■		■	
	Disc brakes, on front and rear axle		■		■	
	Air suspension on rear axle only 'lifting and lowering'		■		×	
	Air suspension on front and rear axle with lifting and lowering function		×		■	
LOFT LINER	Breakdown set, with warning triangle, first-aid kit, warning light and wheel chock		■		■	
	Electronic anti-lock braking system (ABS)		■		■	
	Traction control system (ASR)		■		■	
	Electronical Stability Program (ESP)		■		■	
LOFT LINER	Lane Departure Warning		■		■	
	Emergency Brake Assist		■		■	
	Adaptive Cruise Control		■		■	
	Underride protection		■		■	
LOFT LINER	Cruise control		■		■	

■ Standard Equipment × Not available 3) With optional retarder 220 A only

STANDARD EQUIPMENT MORELO LOFT . LOFT LINER

COCKPIT . LIGHTS . STRUCTURE

COCKPIT	Driver's cab seats, swiveling, with armrests and integrated belt system
	Roller plissee behind windscreen, electrically activated, darkening blind with privacy screen and sunblind function
	Panoramic windscreen with laminated glass, tinted
	Flush, double-glazed driver's cab side windows, mechanically activated
	Steering wheel, adjustable in height and angle
	Outside mirrors (incl. wide-angle and front mirror) and windscreen wiper system in bus style
	Sockets, 1 x USB charging and 2 x 230 V at the side
	Optimized noise insulation of engine compartment
	Fully insulated driver's cab, new GRP module
	Independent premium dashboard, with ambient lighting, cupholder and cooled refreshment compartment
LIGHTS	Halogen main headlights, with optical lens and additional main beam
	Fog lights
	LED daytime running lights
STRUCTURE	Side walls and roof are 42 mm thick, 38 mm of which consists of closed-cell RTM hard foam
	Aluminium side bars on the roof, with rainwater channels to help keeping side walls clean
	Side walls in ALU-RTM-ALU sandwich design, smooth and high-gloss
	Roof in GRP-RTM-ALU sandwich design, hail protection and low heat conductivity
	Underfloor in GRP-RTM-GRP sandwich design, robust, corrosion-free, no timber used
	Cold-bridge-free wall joint technology, using highly compressed rigid PU profiles
	Lightning protection, Faraday cage
	Heatable double floor, side access via external flaps, 366 mm high (LOFT) / 420 mm (LOFT LINER)
	Entrance door with window, extra large, electric with code lock and remote control, as well as blind and flyscreen (LOFT)
	"Top Class" entrance door with window, extra large, electric with code lock and remote control, as well as blind and flyscreen (LOFT LINER)
	Interior entrance step, heated and illuminated
	Exterior entrance step, 2-step, electrically extendable with safety circuit
	Rear garage with doors to the right and the left, floor rails with lashing eyelets and 230 V socket
	Rear wall with fibreglass compound sandwich design, PU foam core
	Plastic windows in living area, double-glazed and tinted, collapsible outwards or sliding, with pleated blackout blind and flyscreen
	Entirely wood-free exterior structure
	Front and lateral skirting, from highly sturdy fibreglass compound
	External adhesives in black

STANDARD EQUIPMENT MORELO LOFT . LOFT LINER

LIVING ROOM + BEDROOM . KITCHEN

LIVING ROOM + BEDROOM

- Floor covering made from easy-care, high-grade vinyl
- Flat living area floor, from the rear to the dashboard
- Skylight, with flyscreen and pleated blackout blind in the bedroom
- Double-glazed, Midi roof window with flyscreen and pleated blackout blind in the living area
- Lighting canopies with LED spots incl. indirect lighting, dimmable
- Rear bed with multi-zone mattress and slatted frame
- Wardrobes with LED lighting
- Microfibre upholstery, including driver and passenger seats
- Seating group with ergonomic upholstery, comfortable multi-layer design with diol-based padding and zip fasteners
- Extensible, sturdy table, with extensive sliding range, laminated
- Glass cabinet with LED lighting at the entrance, with assorted glassware and space for a TV set, incl. small pull-out furniture
- Sockets in the living area and in the bedroom
- Wall panelling with colour-coordinated carpet
- Elegant pleated curtains

KITCHEN

- 177 litres compressor refrigerator with separate freezer compartment, dark-mirrored fridge door
- Morelosan kitchen worktop with seamlessly integrated wash/waste bowl and domestic drains
- 3-flame stainless steel gas cooker, installed countersunk with automatic ignition and glass cover
- Single-lever mixer tap, chrome
- Drawers with super-soft closing and cutlery insert
- Pull-out waste bin with two removable containers
- Skylight, with flyscreen and pleated blackout blind
- LED spots, in lighting canopy
- Sockets 2 x 230 V

LOFT

LOFT LINER

EXPERT ADVICE

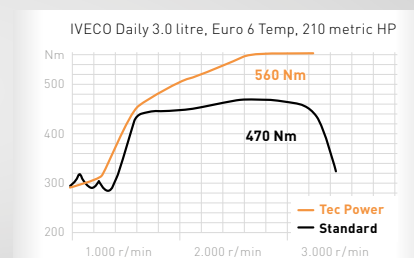
PROFESSIONAL CHIP TUNING

QUALITY CAN BE PROGRAMMED

Expert engine optimisation: port timing, injection volume and boost pressure are tuned individually for your MORELO to achieve optimum performance.

More power
Optimised torque
Lower fuel consumption (0.5 - 1 l / 100 km)
Insurance and registration unaffected
30-day money-back guarantee

As a premium partner in the chip tuning sector, we have already increased the performance of over 300 MORELO motorhomes. We have been on the market for 20 years and are Europe's leading motorhome tuner - engines are our passion!



Phone: +49 (0) 2642 / 90 38 72

www.tec-power.de

STANDARD EQUIPMENT MORELO LOFT . LOFT LINER

BATHROOM . SUPPLY . ELECTRONICS . CONTROL PANEL

BATHROOM	Separate toilet area (except F-layouts)
	Skylight, with flyscreen and pleated blackout blind
	Washstand, with seamlessly integrated sink, push open valve and domestic drain
	Single-lever mixer tap, chrome
	Soap dispenser, cup holder and towel hook
	Lighted wardrobe
	Separate shower, with wall rail, height-adjustable showerhead and drying rail
	Cassette toilet
	Toilet paper holder and toilet brush
	Spacious wardrobe with LED lighting
	LED spots
	Sockets 2 x 230 V
SUPPLY	Gas bottle compartment, for 2 x 11 kg gas bottles side by side, with gas controller gas leak protection, gas filter and automatic switchover
	5.500 W hot water gas central heating, with thermostat control, automatic ventilation valve and backflow shut-off
	Electrical heating element, 230 V, up to 3.000 W
	Heat regulating thermostat in bedroom and rear garage
	Integrated hot water boiler, serving all tapping points
	Ca. 300 litres fresh water tank, ca. 200 litres wastewater tank, situated in the heated double floor (LOFT)
	Ca. 360 litres fresh water tank, ca. 250 litres wastewater tank, situated in the heated double floor (LOFT LINER)
	Emptying of wastewater and toilet tank, via drain tap with large cross section in heated double floor and drain hose with bayonet connection
	Domestic style wastewater pipes
ELECTRONICS	Flushing connections for wastewater tank and optional toilet tank
	Central pressure water supply
	230 V socket in the garage
	12 V socket in the electrical compartment (LOFT)
	230 V CEE connection, with insulated floor inlet
	140 Ah gel battery in double floor including battery monitoring system with overloading and total discharge protection
CONTROL PANEL	Automatic charger, electronically controlled, with battery temperature sensor, maximum charge rate of 25 A
	Central control and monitoring panel, with colour touch screen
	Shut-off function for on-board electrical system, in case of undervoltage/overheating
	On-board electronics, microprocessor-controlled
	Buttons for switching on/off, lighting, water pump and special equipment, including main switch for all consumers
	Alarm devices for 'step extended', 'fresh water tank empty', 'reserve gas bottle in use' and diverse others
	LCD control panel for monitoring of external and internal temperature, external mains supply, parallel battery circuit, battery voltage of the vehicle and leisure batteries
	LCD control panel for monitoring of wastewater tank and fresh water tank levels, gas level (when a gas tank is fitted), charging and discharging amperage, date and time with alarm clock

SPECIAL EQUIPMENT MORELO LOFT . LOFT LINER

CHASSIS . CHASSIS PACKAGE . SAFETY PACKAGE

	Item / Weight ¹⁾	CHASSIS MORELO LOFT IVECO DAILY	IVECO Daily 7,2 t / 7,49 t	LOFT	LOFT LINER
CHASSIS IVECO DAILY	018176 / 26	Daily "wide axle" front axle (spur widening on front axle + 200 mm)	7.655,00 €		
	011217 / 128	Original IVECO retarder (standard 70 litres fuel tank)	8.460,00 €		
	018152 / 120	Ca. 200 litres fuel tank (instead of serial standard) ³⁾	2.540,00 €		
	018214D / 25	Air suspension on rear axle	6.240,00 €		
	018212D / 63	Air suspension on front and rear axle, automatic leveling and various special features (only combined with light metal rims)	10.375,00 €		
	018225 / 05	Active-Air Chassis (only in combination with air suspension on front and rear axle)	5.335,00 €		
	018186 / 08	Light metal rims MORELO Silver on front axle with spur widening, 235 / 65 R 16 tires, steel rims with wheel trims on rear axle	3.015,00 €		
	018186-01 / 08	Light metal rims MORELO Graphite on front axle with spur widening, 235 / 65 R 16 tires, steel rims with wheel trims on rear axle	3.015,00 €		
	018187 / 08	Light metal rims MORELO Silver on front and rear axle with spur widening, steel valves	4.425,00 €		
	018187-01 / 08	Light metal rims MORELO Graphite on front and rear axle with spur widening, steel valves	4.425,00 €		
	017200 / 12	Wheel trims in stainless steel for 16" steel rims	695,00 €		
	018170D / 08	Spur widening on front axle, only for steel rims	595,00 €		
	018181 / 16	Spur widening on rear axle, only for steel rims	895,00 €		
	018103 / 34	Fixed trailer coupling up to max. 3.500 kg (only in combination with chassis package)	1.705,00 €		
	018099D / 41	Fixed trailer coupling up to max. 3.500 kg (incl. electrical and technical preparation for trailer coupling)	2.510,00 €		
	018120D / 03	Surcharge for removable trailer coupling head (only in combination with trailer coupling)	505,00 €		
	017002 / 0	LED headlights 12 V for main beam, high beam and indicators (only combined with rear axle air suspension)	2.260,00 €		
	018254 / 99	Hydraulic leveling jacks with automatic leveling ²⁾ incl. touch panel	9.370,00 €		
	018321 / 55	Spare wheel with steel rim and bracket, situated underneath lowered rear end	495,00 €		
	017508 / 20	Additional noise insulation for engine compartment, front side walls and front wheel arches	1.605,00 €		
	017307 / 04	Steering wheel removable to improve seat rotation and deter theft	1.000,00 €		
CHASSIS PACKAGE	011319 / 78	Chassis Package IVECO Daily 70 C 18	15.530,00 €		
		⌞ Engine version C 21, 152 kW / 207 HP			
		⌞ Technically permissible max. weight 7.490 kg			
		⌞ ZF 8-gear torque converter transmission			
		⌞ Leather steering wheel with multifunctional buttons (not removable)			
		⌞ Airconditioning in driver's cab			
		⌞ Electrical and technical preparation for trailer coupling			
		⌞ Engine heat exchanger			
		⌞ Differential lock for rear axle			
		⌞ LED rear lights, with chrome ring			
SAFETY	011280 / 20	Driving safety package	7.755,00 €		
		⌞ Electric parking brake			
		⌞ Emergency brake assist, adaptive cruise control			
		⌞ Active lane departure warning with warning tone			
		⌞ Traction PLUS with downhill assist			

Prices in Euro (incl. 20% VAT)

1) weight in kg 2) only combined with Electrical Package 3) by using the original tank sensor a filling level above 150 litres is indicated as „full“!

Images and descriptions may contain options that are subject to surcharge.

SPECIAL EQUIPMENT MORELO LOFT . LOFT LINER

CHASSIS . COCKPIT

CHASSIS IVECO EUROCARGO	Item / Weight ¹	CHASSIS MORELO LOFT LINER IVECO EUROCARGO 75 E 21 / 100 E 25	IVECO Eurocargo 75 E 21 / 100 E 25
	018131E / 12	Electrical and technical preparation for trailer coupling (retrofitting extremely costly)	1.100,00 €
		Fixed trailer coupling up to max. 3.500 kg (incl. electrical and technical preparation for trailer coupling)	2.410,00 €
	018120E / 03	Surcharge for removable trailer coupling head (only in combination with trailer coupling)	605,00 €
	017018 / 0	LED headlights 24 V, main-/high beam and indicators	2.260,00 €
	018255 / 120	Hydraulic leveling jacks with automatic leveling ² incl. touch panel	9.470,00 €
	017304 / 04	MoreloExklusiv leather steering wheel, removable to improve seat rotation and deter theft	1.705,00 €
	017508 / 20	Additional noise insulation for engine compartment, front side walls and front wheel arches.	1.605,00 €
	017200E / 13	Wheel trims in stainless steel for 17,5" steel rims	795,00 €
	018319 / 80	Spare wheel 17,5" with bracket underneath lowered rear end	895,00 €
	021045 / 05	Compressed air connection behind side skirt flap	495,00 €

COCKPIT	Item / Weight ¹		all models
	052032 / 04	Heating for standard cab seats	795,00 €
	052130 / 45	Luxury driver's cab seats, air suspended and heated, with lumbar support, armrests	4.325,00 €
	052350 / 45	Luxury driver's cab seats, air suspended and heated, with lumbar support, armrests, ventilation (only in combination with leather upholstery)	5.030,00 €
	024959 / 05	Flush, double-glazed driver's cab side windows, electrically activated	1.260,00 €
	021039 / 06	Double horn air fanfare (only in combination with luxury driver's cab seats)	1.000,00 €
	031907 / 01	USB socket in dashboard	190,00 €





Prices in Euro (incl. 20% VAT)

¹) weight in kg ²) only combined with Electrical Package

SPECIAL EQUIPMENT MORELO LOFT . LOFT LINER

STRUCTURE . KITCHEN

STRUCTURE	Item / Weight ¹		all models
STRUCTURE	022026 / 50	Electrically operated roof awning 5,0 m, with LED lighting, dimmable with remote control ²	3.115,00 €
	022028 / 60	Electrically operated roof awning 6,0 m, with LED lighting, dimmable with remote control ² (as from model 79)	3.215,00 €
	022051 / 03	LED lighting underneath of roof profile on driver's side with remote control	895,00 €
	020554 / 15	"TOP-Class" entrance door, extra-large with code lock and remote control, window with darkening blind and flyscreen (LOFT)	1.605,00 €
	025264 / 07	Midi roof window in bedroom (instead of standard mini heki)	795,00 €
	025265 / 13	Panoramic roof window Heki 3 in bedroom (instead of standard mini heki)	1.505,00 €
	025266 / 08	Panoramic roof window Heki 3 in living room (instead of standard mini heki)	1.100,00 €
	037500 / 07	Furniture safe with electronic locking, motor-driven locking system, 8,3 l volume	395,00 €
	020331 / 05	Carbon look exterior for sidewalls and vehicle front (PALACE style)	2.210,00 €
	031945 / 05	Double floor lighting	695,00 €
	021030 / 03	Parking sensors in the rear bumper	895,00 €
	020438 / 04	Garage door driver's side 1.150 x 950 mm (not for 79 F and 82 FB)	895,00 €
	020110 / 12	Aluminium chequer plate on the rear garage floor	695,00 €
	036112 / 03	Clothes rail in rear garage	290,00 €
	031062 / 10	Central locking of external storage flaps except for gas bottle compartment and entrance door (only for LOFT)	3.015,00 €
	031061 / 10	Central locking of external storage flaps except for gas bottle compartment and entrance door (only for LOFT LINER)	2.110,00 €
	020314 / 05	Illuminated MORELO logo on the vehicle front	695,00 €
KITCHEN	043105 / 15	Mineral material kitchen worktop, mat finish, flush sink covers, in various designs	1.505,00 €
	043406 / 20	Microwave oven with grill and hot-air function	895,00 €
	043057 / 32	Luxury dishwasher, pull-out underneath cooker (230 V via mains connection, not in combination double pull-out drawers)	2.310,00 €
	043275 / 05	Double pull-out drawers underneath cooker (not in combination with dishwasher)	495,00 €
	043268 / 05	Nespresso coffee machine with capsule holder, shelf and 230 V socket ²	495,00 €
	025167 / 05	Extractor fan instead of standard mini heki	895,00 €
	045611 / 20	177 litres AES refrigerator with separate freezer compartment, dark-mirrored fridge door, automatic and manual energy selection and gas oven (instead of the standard)	2.005,00 €
	043470 / 08	SILWY glass assortment: magnetic wine and sparkling wine glasses in the dinette upper cabinet and coffee cups, whiskey and water glasses in the kitchen upper cabinet, 4 of each with MORELO logo (instead of the standard)	1.000,00 €
EXPERT ADVICE	<div> <div> STABILITY + SECURITY </div> <div> VB-ACTIVEAIR <p>The VB-ActiveAir is the combination of a 4-channel air suspension and an active cushioning system.</p> <p>Did you know that the VB FullAir 4C systems also provide the following functions?</p> </div> <div> <p>Auto level function (optional) Off-road function (up to 25 km/h) Process water discharge function Rear garage entry function Ferry boarding function Manual raising Manual lowering Comfort mode Sport mode</p> <p>The VB-ActiveAir is the only system with ESC approval from the vehicle manufacturer.</p> </div> <div>   </div> </div>		
	<p>www.vbairsuspension.com</p>		

Prices in Euro (incl. 20% VAT)

1) weight in kg 2) only combined with Electrical Package

Images and descriptions may contain options that are subject to surcharge.

SPECIAL EQUIPMENT MORELO LOFT . LOFT LINER

LIVING ROOM . BATHROOM . BEDROOM

	Item / Weight ¹		all models
LIVING ROOM	050601 / 05	Wall and ceiling covering in smooth finish, with artificial leather	1.805,00 €
	036600 / 0	Decor change for furniture fronts (price per unit, position and number may be freely selected, not for curved overhead locker doors)	100,00 €
	035361 / 86	Bar seating group (passenger's side) with adjustable single seat and multifunctional bench (incl. homologation for one additional person, not for 79 L and 84 M)	2.510,00 €
	035983 / 40	Seat belt for 1 person on single seating bench	895,00 €
	035984 / 45	Seat belts for 2 persons on multifunctional seating bench	1.000,00 €
	042204 / 07	Height-adjustable table column, with extra cushion insert (only for standard lounge seating group)	895,00 €
	042899 / 0	CASHMERE style: Wood decor in aralia with light grey furniture fronts	1.100,00 €
	042911 / 35	NOVEL living world	5.635,00 €
		^L Multifunctional L-bench opened towards the living area, kitchen worktop in mineral material, double sink, generous worktop, fully deep pull-out drawers in the kitchen block, Nespresso coffee machine with capusule holder, 230 V socket ²	
BATHROOM			
	036002 / 12	Ceramic toilet bowl for cassette toilet, incl. SOG toilet ventilation (not in combination with fixed-tank toilet)	495,00 €
	036133 / 43	Fixed-tank toilet with ceramic toilet bowl, with ca. 200 litres toilet tank (LOFT)	3.015,00 €
	036135 / 43	Fixed-tank toilet with ceramic toilet bowl, with ca. 250 litres toilet tank (LOFT LINER)	3.015,00 €
	025268 / 05	Extractor fan instead of standard mini heki	895,00 €
	036093 / 06	Bathroom door with satinated glass filling	495,00 €
	036025 / 06	Raised toilet seat (ca. 50 mm) for fixed-tank toilets	395,00 €
BEDROOM	034216 / 15	Additional 6 litres hot water boiler (ALDE Flow)	1.100,00 €
	052207 / 34	Electrically activated folding bed	2.510,00 €
	036256 / 05	Multizone mattress and "watergel" topping incl. comfort bed suspension for folding bed	595,00 €
	036246 / 05	Rear bed with multizone mattress and "watergel" topping incl. comfort bed suspension	895,00 €
	036350 / 07	Rear bed with lying surface over the entire width, for L-layouts, incl. EvoPore mattress with "watergel" topping	1.995,00 €
	036351 / 40	Rear bed with lying surface over the entire width, for M-layouts, with overhead lockers like in L-version, incl. multi-zone EvoPore mattress with "watergel" topping	3.005,00 €

EXPERT ADVICE

DOMETIC FRESHJET 3000

EFFICIENT AND SILENT

The Dometic FreshJet 3000 is equipped with an innovative two-cylinder inverter compressor. The patented technology minimises vibrations and is considerably more efficient than conventional compressor equivalents.

Thanks to the intelligent design on the highest level, the FreshJet 3000 is in a league of its own and provides motorhome passengers with fresh and cool air at the touch of a button.





dometic.com

Prices in Euro (incl. 20% VAT)

¹⁾ weight in kg ²⁾ only combined with Electrical Package

ELECTRONICS	Item / Weight ¹⁾		all models
	031050 / 02	Alarm system	1.410,00 €
	025238 / 40	Roof air conditioning, in the corridor between shower and washstand with infrared remote control (total vehicle height + 130 mm), functioning via mains connection	3.530,00 €
	037161 / 23	Solar panels, with 2 x 130 W maximum power	2.005,00 €
	037163 / 44	Solar panels, with 4 x 130 W maximum power (if sufficient space on the roof)	3.520,00 €
	037164 / 67	Solar panels, with 6 x 130 W maximum power (if sufficient space on the roof)	5.030,00 €
	031473 / 35	Electrical Package "Energy Lithium Power" (instead of serial standard) Lithium-iron-phosphate battery 1 x 210 Ah (discharging level 100% = 210 Ah), combined charger / inverter 120 A / 3.000 W, with power sharing, fully automatic top class battery protection, Premium control panel	8.570,00 €
	031442 / 28	Additional Lithium battery 210 Ah (only combined with electrical package „Lithium Power“, max. 4 batteries in total)	3.830,00 €
	025057 / 0	230 V appliances on inverter operation (min. 2 lithium batteries necessary)	250,00 €
	031450 / 05	Sine wave inverter 300 W (with separate socket for continuous use of small appliances, f.e. a respirator)	555,00 €
	031909 / 01	Additional USB socket (specify exact position)	190,00 €
	031904 / 02	Combination socket 12 V, TV / outside TV connection (in the electrical compartment)	355,00 €
	031905 / 02	Combination socket 12 V, TV / outside signal feed (in the electrical compartment)	355,00 €
	044103 / 05	Dyson vacuum cleaner V8 Absolut	795,00 €
MULTIMEDIA			
	037149 / 08	Double-DIN moniceiver radio with CD / DVD player, monitor, twin reversing camera and 4 loudspeakers in the driver's cabin	2.005,00 €
	037112 / 08	Navigation system: removable 10" touch screen panel with vehicle-specific navigation, steering wheel remote control, twin reversing camera with shutter, integrated DAB+ tuner, hands-free set for telephone with Bluetooth and four loudspeakers	3.925,00 €
	037090 / 04	Twin reversing camera with shutter	1.300,00 €
	037096 / 08	Birdview camera set with a separate 7" monitor	3.620,00 €
		TV packages with LED flatscreen: satellite TV system, Oyster V, with 85 cm dish, fully automatic orientation, multi-user facility via TWIN-LNB, LED flatscreen with Smart TV function; (total vehicle height + ca. 80 mm)	
	037623 / 55	└ 27" TV underneath glass cabinet in the entrance area and 27" TV in the bedroom	5.840,00 €
	037619 / 58	└ 32" TV electrically lowerable in overhead locker (passenger's side) with glasses and soundbar and 27" TV in the bedroom	6.645,00 €
	037631 / 58	└ 32" TV electrically lowerable in overhead locker (driver's side) with glasses and soundbar and 27" TV in the bedroom	7.645,00 €
	037652 / 56	└ 32" TV in the overhead locker above the dashboard with soundbar, overhead locker (passenger's side) with glasses, 27" TV in the bedroom (not in combination with folding bed)	6.645,00 €
	037075 / 03	Soundbar	495,00 €
	037075 / 03	LTE-WLAN router with DualSIM	2.210,00 €

Prices in Euro (incl. 20% VAT)

¹⁾ weight in kg

Images and descriptions may contain options that are subject to surcharge.

SPECIAL EQUIPMENT MORELO LOFT . LOFT LINER

SUPPLY . UPHOLSTERY + DECORATION . SERVICE

	Item / Weight ¹⁾		all models
SUPPLY	034225 / 01	Central filter unit for cleaning and decalcifying the fresh water supply	1.000,00 €
	035990 / 05	Greywater pump for transfer of wastewater into the toilet tank (only for fixed-tank toilet)	1.000,00 €
	034202 / 03	External shower in front of rear axle on driver's side	355,00 €
	018143 / 02	Pressure sensors for precise measuring of fresh water and wastewater tank levels	695,00 €
	018142 / 03	Pressure sensors for precise measuring of fresh water, wastewater and toilet tank levels	1.000,00 €
	018145 / 02	Bluetooth box for precise measuring of levels (only in combination with pressure sensors)	695,00 €
	036024 / 03	Electrical opening for waste water	895,00 €
	036024-01 / 03	Electrical opening for toilet tank	895,00 €
	036096 / 01	Camera next to electrical openings	1.300,00 €
	033022 / 02	Gas alarm, to monitor living area	495,00 €
	034190 / 03	Heat regulator in bedroom	495,00 €
	044000 / 14	Floor heating in living room and bathroom	2.725,00 €
	018600 / 15	Diesel auxiliary heating, with convenient continuous heating via heat exchanger (5.200 W) incl. timer	3.215,00 €
	033026 / 03	Outside gas connection, fixed to the side wall on the passenger's side	290,00 €
	033009 / 88	70 litres gas tank, with remote filling in the side wall and level indicator	2.715,00 €
	033007 / 111	120 litres gas tank, with remote filling and level indicator	2.915,00 €
	023103 / 77	2.600 W fuel generator with 10 litres petrol tank, fixed installation	5.235,00 €
UPHOLSTERY + DECORATION			
	050100 / 0	Microfibre upholstery, in variety of patterns	standard
	050507 / 20	Fabric-leather "Trendline" upholstery combination, in variety of patterns	3.420,00 €
	050500 / 27	Leather upholstery, in variety of patterns	4.025,00 €
	050506 / 27	BiColor leather upholstery, in variety of patterns	4.530,00 €
	051312 / 20	Living area carpet in Sisal Sierra or velours colours Coco 830 beige, 865 grey-brown and 2051 chocolate	1.000,00 €
	051311 / 20	Living area carpet in special velours colour	1.300,00 €
	051276 / 05	Decoration package "Trendline" consisting of 8 cushions and Trendline decorative side curtains instead of the standard ones, in variety of patterns	795,00 €
	051271 / 03	Venetian blinds in the living room, pleated blinds in the bedroom	795,00 €
	051272 / 05	Venetian blinds in the living room and in the bedroom	1.300,00 €
	051280 / 05	Sliding curtains in the living room and in the bedroom	1.200,00 €
SERVICE			
	020398 / 0	High-performance paint coating on ceramic basis for optimal paint protection of the side walls, front and rear. Optimal vehicle care and value preservation.	2.915,00 €
	020381 / 0	Wax-based anti-corrosion coating for optimal rust protection of the chassis and the underbody (LOFT)	2.320,00 €
	020382 / 0	Wax-based anti-corrosion coating for optimal rust protection of the chassis and the underbody (LOFT LINER)	2.620,00 €
	090000 / 0	Vehicle delivery at the factory, with extensive briefing in German language and handover inspection, diesel tank and gas filling, vouchers of 100,00 €, MORELO towel set, 1 x MORELO umbrella, 2 x MORELO cap, 1 x MORELO beep egg, factory tour	1.705,00 €

Prices in Euro (incl. 20% VAT)

¹⁾ weight in kg





NEXT LEVEL TRAVEL COMFORT

How do you make First Class even better? By taking the best and making it even better. The new MORELO PALACE fascinates with a particularly striking, modern and dynamic design. The clean lines give your travels an elegant touch. Thanks to the extra wide Wide Axle (optional), you have a whole new driving experience. And so you travel in even more comfort to the most beautiful places in the world.

PALACE 85 L



PALACE 88 LB



PALACE 90 LS



PALACE 93 LSB



PALACE 90 M



PALACE 93 MB



PALACE 88 G



PALACE 90 G



PALACE



TECHNICAL SPECIFICATIONS

MORELO PALACE

PALACE 85 L



incl. scooter garage

PALACE 88 LB



incl. scooter garage

IVECO Daily 70 C 18
(7.490 kg)

IVECO Daily 70 C 18
(7.490 kg)

ENGINE	Serial diesel engine (cylinders)	4	4
	Cubic capacity (litres)	3,0	3,0
	Max. power (kW/HP)	129 / 176	129 / 176
	Max. torque (Nm)	430	430
	Emission class	EURO VI e	EURO VI e
WEIGHT	Technically permissible max. weight (kg) ¹⁾	7.490	7.490
	Mass in running order (kg) ¹⁾	5.350	5.420
	Payload (kg) ¹⁾	2.140	2.070
	Tow load with fixed / removable ball head (kg)	3.500	3.500
	Permissible max. train weight w. fixed / removable ball head (kg)	10.700	10.700
DIMENSIONS	Total length (mm)	8.690	8.990
	Total width (mm)	2.400 / 2.500 ²⁾	2.400 / 2.500 ²⁾
	Total height (mm)	3.490 ³⁾	3.490 ³⁾
	Wheel base (mm)	4.750	4.750 ⁴⁾ / 4.900
	Lounge bench, left (mm)	1.440 x 1.000	1.740 x 1.000
	Couch, right (mm)	1.250 x 650	1.250 x 650
	Rear bed (mm)	2 x 2.000 x 1.060 / 1.110 ²⁾	2 x 2.000 x 1.060 / 1.110 ²⁾
	Folding bed (option) (mm)	2.000 x 1.300	2.000 x 1.300
	Garage door (driver's side / passenger's side h x w in mm)	1.230 x 1.120	1.230 x 1.120
€		250.100,00 €	255.150,00 €
	2) surcharge for XL width (payload -40 kg)	5.040,00 €	5.040,00 €

Prices in Euro (incl. 20% VAT)

1) see back 3) if leaf springs on the rear axle + 100 mm 4) depending on front-axle load

TECHNICAL SPECIFICATIONS

MORELO PALACE

PALACE 90 LS



incl. scooter garage

PALACE 93 LSB



incl. scooter garage

IVECO Daily 70 C 18
(7.490 kg)

IVECO Daily 70 C 18
(7.490 kg)

ENGINE	Serial diesel engine (cylinders)	4	4
	Cubic capacity (litres)	3,0	3,0
	Max. power (kW/HP)	129 / 176	129 / 176
	Max. torque (Nm)	430	430
	Emission class	EURO VI e	EURO VI e
WEIGHT	Technically permissible max. weight (kg) ¹⁾	7.490	7.490
	Mass in running order (kg) ¹⁾	5.500	5.600
	Payload (kg) ¹⁾	1.990	1.890
	Tow load with fixed / removable ball head (kg)	3.500	3.500
	Permissible max. train weight w. fixed / removable ball head (kg)	10.700	10.700
DIMENSIONS	Total length (mm)	9.190	9.490
	Total width (mm)	2.400 / 2.500 ²⁾	2.400 / 2.500 ²⁾
	Total height (mm)	3.490 ³⁾	3.490 ³⁾
	Wheel base (mm)	4.900 ⁴⁾ / 5.100	5.100
	Lounge bench, left (mm)	1.440 x 1.000	1.740 x 1.000
	Couch, right (mm)	1.250 x 650	1.250 x 650
	Rear bed (mm)	2 x 2.000 x 1.060 / 1.110 ²⁾	2 x 2.000 x 1.060 / 1.110 ²⁾
	Folding bed (option) (mm)	2.000 x 1.300	2.000 x 1.300
	Garage door (driver's side / passenger's side h x w in mm)	1.230 x 1.120	1.230 x 1.120
€		255.150,00 €	258.150,00 €
	2) surcharge for XL width (payload -40 kg)	5.040,00 €	5.040,00 €

Prices in Euro (incl. 20% VAT)

1) see back 3) if leaf springs on the rear axle + 100 mm 4) depending on front-axle load

Images and descriptions may contain options that are subject to surcharge.

TECHNICAL SPECIFICATIONS

MORELO PALACE

PALACE 90 M



incl. scooter garage

PALACE 93 MB



incl. scooter garage

IVECO Daily 70 C 18
(7.490 kg)

IVECO Daily 70 C 18
(7.490 kg)

ENGINE	Serial diesel engine (cylinders)	4	4
	Cubic capacity (litres)	3,0	3,0
	Max. power (kW/HP)	129 / 176	129 / 176
	Max. torque (Nm)	430	430
	Emission class	EURO VI e	EURO VI e
WEIGHT	Technically permissible max. weight (kg) ¹⁾	7.490	7.490
	Mass in running order (kg) ¹⁾	5.500	5.600
	Payload (kg) ¹⁾	1.990	1.890
	Tow load with fixed / removable ball head (kg)	3.500	3.500
	Permissible max. train weight w. fixed / removable ball head (kg)	10.700	10.700
DIMENSIONS	Total length (mm)	9.190	9.490
	Total width (mm)	2.400 / 2.500 ²⁾	2.400 / 2.500 ²⁾
	Total height (mm)	3.490 ³⁾	3.490 ³⁾
	Wheel base (mm)	4.900 ⁴⁾ / 5.100	5.100
	Lounge bench, left (mm)	1.440 x 1.000	1.740 x 1.000
	Couch, right (mm)	1.250 x 650	1.250 x 650
	Rear bed (mm)	2.000 x 1.630	2.000 x 1.630
	Folding bed (option) (mm)	2.000 x 1.300	2.000 x 1.300
	Garage door (driver's side / passenger's side h x w in mm)	1.230 x 1.120	1.230 x 1.120
€		255.150,00 €	258.150,00 €
	2) surcharge for XL width (payload -40 kg)	5.040,00 €	5.040,00 €

Prices in Euro (incl. 20% VAT)

1) see back 3) if leaf springs on the rear axle + 100 mm 4) depending on front-axle load

TECHNICAL SPECIFICATIONS

MORELO PALACE

PALACE 88 G



Length: ≤ 2,75 m*
Height: ≤ 1,56 m*

PALACE 90 G



Length: ≤ 2,75 m*
Height: ≤ 1,56 m*

IVECO Daily 70 C 18
(7.490 kg)

ENGINE	Serial diesel engine (cylinders)	4	4
	Cubic capacity (litres)	3,0	3,0
	Max. power (kW/HP)	129 / 176	129 / 176
	Max. torque (Nm)	430	430
	Emission class	EURO VI e	EURO VI e
WEIGHT	Technically permissible max. weight (kg) ¹⁾	7.490	7.490
	Mass in running order (kg) ¹⁾	5.540	5.720
	Payload (kg) ¹⁾	1.950	1.770
	Tow load with fixed / removable ball head (kg)	2.500	2.500
	Permissible max. train weight w. fixed / removable ball head (kg)	10.700	10.700
DIMENSIONS	Total length (mm)	8.990	9.540
	Total width (mm)	2.400	2.400
	Total height (mm)	3.490	3.490
	Wheel base (mm)	4.750	5.100
	Lounge bench, left (mm)	1.250 x 1.000	1.440 x 1.000
	Couch, right (mm)	900 x 650	1.250 x 650
	Rear bed (mm)	2.080 x 1.630	2.080 x 1.630
	Folding bed (option) (mm)	2.000 x 1.300	2.000 x 1.300
	Rear garage door electric (passage h x w in mm)	1.570 x 2.000	1.570 x 2.000
€		280.350,00 €	282.350,00 €

Prices in Euro (incl. 20% VAT)

1) see back *) Observe the technically permissible max. weight! Only Smart with combustion engine, E-Smart only on request.

Images and descriptions may contain options that are subject to surcharge.



MODEL OVERVIEW

MORELO PALACE LINER ON IVECO EUROCARGO OR MERCEDES-BENZ ATEGO

PALACE LINER 88 LB



PALACE LINER 93 LSB



PALACE LINER 93 MB



PALACE LINER 95 GB



PALACE LINER 99 GSB



PALACE LINER 103 GSB



PALACE LINER 110 GSB



All PALACE LINERS are in
XL-width.



PALACE LINER

TECHNICAL SPECIFICATIONS

MORELO PALACE LINER

PALACE LINER 88 LB



incl. scooter garage

PALACE LINER 93 LSB



incl. scooter garage

		IVECO Eurocargo 100 E 25	Mercedes-Benz Atego 924 L	IVECO Eurocargo 100 E 25	Mercedes-Benz Atego 924 L
ENGINE	Serial diesel engine (cylinders)	6	6	6	6
	Cubic capacity (litres)	6,7	7,7	6,7	7,7
	Max. power (kW/HP)	185 / 252	175 / 238	185 / 252	175 / 238
	Max. torque (Nm)	850	1.000	850	1.000
	Emission class	EURO VI e	EURO VI e	EURO VI e	EURO VI e
WEIGHT	Technically permissible max. weight (kg) ¹⁾	10.000	10.500	10.000	10.500
	Mass in running order (kg) ¹⁾	6.725	7.420	6.905	7.600
	Payload (kg) ¹⁾	3.275	3.080	3.095	2.900
	Tow load with fixed / removable ball head (kg)	3.500 / 3.500	3.500 / 3.020	3.500 / 3.500	3.500 / 3.020
	Permissible max. train weight w. fixed / removable ball head (kg)	13.500 / 13.500	14.000 / 13.520	13.500 / 13.500	14.000 / 13.520
DIMENSIONS	Total length (mm)	8.990	8.990	9.490	9.490
	Total width (mm)	2.500	2.500	2.500	2.500
	Total height (mm)	3.610	3.610	3.610	3.610
	Wheel base (mm)	4.455	4.520	4.815	4.820
	Lounge bench, left (mm)	1.740 x 1.000	1.740 x 1.000	1.740 x 1.000	1.740 x 1.000
	Couch, right (mm)	1.250 x 650	1.250 x 650	1.250 x 650	1.250 x 650
	Rear bed (mm)	2 x 2.000 x 1.110	2 x 2.000 x 1.110	2 x 2.000 x 1.110	2 x 2.000 x 1.110
	Folding bed (option) (mm)	2.100 x 1.300	2.100 x 1.300	2.100 x 1.300	2.100 x 1.300
	Garage door (driver's side / passenger's side h x w in mm)	1.230 x 1.120	1.230 x 1.120	1.230 x 1.120	1.230 x 1.120
		306.550,00 €	328.750,00 €	309.600,00 €	331.750,00 €

Prices in Euro (incl. 20% VAT)

¹⁾ see back

PALACE LINER 93 MB



incl. scooter garage

		IVECO Eurocargo 100 E 25	Mercedes-Benz Atego 924 L
ENGINE	Serial diesel engine (cylinders)	6	6
	Cubic capacity (litres)	6,7	7,7
	Max. power (kW/HP)	185 / 252	175 / 238
	Max. torque (Nm)	850	1.000
	Emission class	EURO VI e	EURO VI e
WEIGHT	Technically permissible max. weight (kg) ¹⁾	10.000	10.500
	Mass in running order (kg) ¹⁾	6.905	7.600
	Payload (kg) ¹⁾	3.095	2.900
	Tow load with fixed / removable ball head (kg)	3.500 / 3.500	3.500 / 3.020
	Permissible max. train weight w. fixed / removable ball head (kg)	13.500 / 13.500	14.000 / 13.520
DIMENSIONS	Total length (mm)	9.490	9.490
	Total width (mm)	2.500	2.500
	Total height (mm)	3.610	3.610
	Wheel base (mm)	4.815	4.820
	Lounge bench, left (mm)	1.740 x 1.000	1.740 x 1.000
	Couch, right (mm)	1.250 x 650	1.250 x 650
	Rear bed (mm)	2.000 x 1.630	2.000 x 1.630
	Folding bed (option) (mm)	2.100 x 1.300	2.100 x 1.300
	Garage door (driver's side / passenger's side h x w in mm)	1.230 x 1.120	1.230 x 1.120
€		309.600,00 €	331.750,00 €

Prices in Euro (incl. 20% VAT)

1) see back

Images and descriptions may contain options that are subject to surcharge.

TECHNICAL SPECIFICATIONS

MORELO PALACE LINER

PALACE LINER 95 GB



Length: ≤ 2,75 m*
Height: ≤ 1,56 m*

PALACE LINER 99 GSB



Length: ≤ 2,75 m*
Height: ≤ 1,56 m*

		IVECO Eurocargo 120 E 28	Mercedes-Benz Atego 1230 L	IVECO Eurocargo 120 E 28	Mercedes-Benz Atego 1230 L
ENGINE	Serial diesel engine (cylinders)	6	6	6	6
	Cubic capacity (litres)	6,7	7,7	6,7	7,7
	Max. power (kW/HP)	207 / 281	220 / 299	207 / 281	220 / 299
	Max. torque (Nm)	1.000	1.200	1.000	1.200
	Emission class	EURO VI e	EURO VI e	EURO VI e	EURO VI e
WEIGHT	Technically permissible max. weight (kg) ¹⁾	11.990	11.990	11.990	11.990
	Mass in running order (kg) ¹⁾	8.175	8.400	8.355	8.580
	Payload (kg) ¹⁾	3.815	3.590	3.635	3.410
	Tow load with fixed / removable ball head (kg)	3.500 / 2.910	3.500 / 2.910	3.500 / 2.910	3.500 / 2.910
	Permissible max. train weight w. fixed / removable ball head (kg)	15.490 / 14.900	15.490 / 14.900	15.490 / 14.900	15.490 / 14.900
DIMENSIONS	Total length (mm)	9.850	9.850	10.250	10.250
	Total width (mm)	2.500	2.500	2.500	2.500
	Total height (mm)	3.720	3.720	3.720	3.720
	Wheel base (mm)	5.000	5.060	5.175	5.360
	Lounge bench, left (mm)	1.740 x 1.000	1.740 x 1.000	1.740 x 1.000	1.740 x 1.000
	Couch, right (mm)	1.250 x 650	1.250 x 650	1.250 x 650	1.250 x 650
	Rear bed (mm)	2.080 x 1.630	2.080 x 1.630	2.080 x 1.630	2.080 x 1.630
	Folding bed (option) (mm)	2.100 x 1.300	2.100 x 1.300	2.100 x 1.300	2.100 x 1.300
	Rear garage door electric (passage h x w in mm)	1.570 x 2.100	1.570 x 2.100	1.570 x 2.100	1.570 x 2.100
		349.900,00 €	369.100,00 €	352.950,00 €	372.100,00 €

Prices in Euro (incl. 20% VAT)

1) see back *) cars that cannot be towed on request

PALACE LINER 103 GSB

PALACE LINER 110 GSB



Length: ≤ 3,55 m*
Height: ≤ 1,48 m*



Length: ≤ 4,10 m*
Height: ≤ 1,48 m*

	PALACE LINER 103 GSB		PALACE LINER 110 GSB	
	IVECO Eurocargo 120 E 28	Mercedes-Benz Atego 1230 L	IVECO Eurocargo 120 E 28	Mercedes-Benz Atego 1230 L
ENGINE	Serial diesel engine (cylinders)	6	6	6
	Cubic capacity (litres)	6,7	6,7	7,7
	Max. power (kW/HP)	207 / 281	220 / 299	207 / 281
	Max. torque (Nm)	1.000	1.200	1.000
	Emission class	EURO VI e	EURO VI e	EURO VI e
WEIGHT	Technically permissible max. weight (kg) ¹⁾	11.990	11.990	11.990
	Mass in running order (kg) ¹⁾	8.815	9.040	9.255
	Payload (kg) ¹⁾	3.175	2.950	2.735
	Tow load with fixed / removable ball head (kg)	3.500 / 2.910	3.500 / 2.910	3.500 / 2.910
	Permissible max. train weight w. fixed / removable ball head (kg)	15.490 / 14.900	15.490 / 14.900	15.490 / 14.900
DIMENSIONS	Total length (mm)	10.850	10.850	11.280
	Total width (mm)	2.500	2.500	2.500
	Total height (mm)	3.720	3.720	3.720
	Wheel base (mm)	5.670	5.660	5.800
	Lounge bench, left (mm)	1.740 x 1.000	1.740 x 1.000	1.740 x 1.000
	Couch, right (mm)	1.250 x 650	1.250 x 650	1.250 x 650
	Rear bed (mm)	2.080 x 1.630	2.080 x 1.630	2.080 x 1.630
	Folding bed (option) (mm)	2.100 x 1.300	2.100 x 1.300	2.100 x 1.300
	Rear garage door electric (passage h x w in mm)	1.570 x 2.100	1.570 x 2.100	1.570 x 2.100
€	361.000,00 €	380.150,00 €	369.100,00 €	387.250,00 €


Prices in Euro (incl. 20% VAT)



1) see back *) cars that cannot be towed on request

Images and descriptions may contain options that are subject to surcharge.

STANDARD EQUIPMENT MORELO PALACE . PALACE LINER

ENGINE . CHASSIS . DRIVING SAFETY

ENGINE	BASE VEHICLE MORELO PALACE		IVECO Daily
			7,49 t
	Turbo diesel engine, with rear wheel drive	3 litres / 129 kW / 176 HP	
	Fuel tank, in litres	90	
	Emission class EURO VI e	AdBlue, 20 litres	
CHASSIS	Manual transmission	■	
	Alternator	14 V / 250 A ³ / 3.080 W	
	All season tires (Continental Vanco Four Season)  M+S	225 / 75 R 16	
	Disc brakes, on front and rear axle	■	
SAFETY	Breakdown set, with warning triangle, first-aid kit, warning light, wheel chock and tire pressure kit	■	
	Air suspension on front and rear axle for PALACE 88 G / 90 G	■	
	Electronic anti-lock braking system (ABS)	■	
	Traction control system (ASR)	■	
	Electronical Stability Program (ESP)	■	
	Cruise control	■	
	Active tire pressure monitoring system	■	

ENGINE	BASE VEHICLE MORELO PALACE LINER		IVECO Eurocargo	Mercedes-Benz Atego
			6,7 Liter / 185 kW / 252 PS	7,7 litres / 175 KW / 238 HP
	Differential lock	■		■
	Fuel tank, in litres	190		180
	Emission class EURO VI e	AdBlue, 30 litres		AdBlue, 35 litres
CHASSIS	Automatized transmission	6-Gang		6- / 8-speed as from 12 t
	Alternator	28 V / 120 A / 3.360 W		28 V / 150 A / 4.200 W
	Additional alternator 12 V	14 V / 80 A / 1.120 W		×
	Tires 10 t - 10,5 t chassis, rear axle with traction profile  M+S	245 / 70 R 17.5		245 / 70 R 17.5
	Tires 12 t - 15 t chassis, rear axle with traction profile  M+S	305 / 70 R 19.5		285 / 70 R 19.5
	Stainless steel wheel covers	■		■
	Dual-circuit compressed air brake and engine brake	■		■
	Disc brakes, on front and rear axle	■		■
DRIVING SAFETY	Air suspension on rear axle only 'lifting and lowering'	■		924
	Air suspension on front and rear axle with lifting and lowering function	×		1230 / 1530
	Breakdown set, with warning triangle, first-aid kit, warning light and wheel chock	■		■
	Electronic anti-lock braking system (ABS)	■		■
	Traction control system (ASR)	■		■
	Electronical Stability Program (ESP)	■		■
	Lane Departure Warning	■		■
	Emergency Brake Assist	■		■
	Adaptive Cruise Control	■		×
	Reinforced Motor Brake	×		■
	Underride protection	■		■
	Cruise control	■		■

■ Standard Equipment × Not available 3) With optional retarder 220 A only

STANDARD EQUIPMENT MORELO PALACE . PALACE LINER

COCKPIT . LIGHTS . STRUCTURE

COCKPIT	Driver's cab seats, swiveling, with armrests and integrated belt system
	Roller plissee behind windscreen, electrically activated, darkening blind with privacy screen and sunblind function
	Panoramic windscreen with laminated glass, tinted
	Flush, double-glazed driver's cab side windows, mechanically activated
	Air conditioning in driver's cab
	Steering wheel, adjustable in height and angle
	Outside mirrors (incl. wide-angle and front mirror) and windscreen wiper system in bus style
	Radio in driver's cab, with CD and MP3 player
	High-performance 2-way loudspeakers in driver's cab side panelling and on the dashboard
	Sockets, 2 x USB charging and 2 x 230 V
	Optimized noise insulation of engine compartment
	Fully insulated driver's cab, new GRP module
	Independent premium dashboard, with ambient lighting, cupholder and cooled refreshment compartment
LIGHTS	Halogen main headlights, with optical lens and additional main beam
	Fog lights
	LED daytime running lights
	LED rear lights, with chrome ring
STRUCTURE	Side walls and roof are 42 mm thick, 38 mm of which consists of closed-cell RTM hard foam
	Aluminium side bars on the roof, with rainwater channels to help keeping side walls clean
	Side walls in ALU-RTM-ALU sandwich design, smooth and high-gloss
	Roof in GRP-RTM-ALU sandwich design, hail protection and low heat conductivity
	Underfloor in GRP-RTM-GRP sandwich design, robust, corrosion-free, no timber used
	Cold-bridge-free wall joint technology, using highly compressed rigid PU profiles
	Garage door with electrical unlocking or electrical rear hatch for car garages
	Lightning protection, Faraday cage
	Heatable double floor, 420 mm high for PALACE, 480 mm for PALACE LINER, side access via external flaps
	"Top Class" entrance door with window, extra large, electric with code lock and remote control, as well as blind and flyscreen
	Interior entrance step, heated, with two incorporated pull-out drawers
	Exterior entrance step, 2-step, electrically extendable with safety circuit for chassis up to 10 t
	Exterior entrance step, 3-step, electrically extendable with safety circuit, for chassis as from 10,5 t
	Rear garage with doors to the right and to the left, floor rails with lashing eyelets and 230 V socket, electrical release (not for G models)
	Rear wall with fibreglass compound sandwich design, PU foam core
	Plastic windows in living area, double-glazed and tinted, collapsible outwards or sliding, with pleated blackout blind and flyscreen
	Storage space flaps thermally separated with electrical release, carpeted inside
	Entirely wood-free exterior structure
	Front and lateral skirting, from highly sturdy fibreglass compound
	External adhesives in black and silver
	Sturdy handle for easy entry, backlighted

STANDARD EQUIPMENT MORELO PALACE . PALACE LINER

LIVING ROOM + BEDROOM . KITCHEN

LIVING ROOM + BEDROOM

- Floor covering made from easy-care, high-grade vinyl
- Flat living area floor, from the rear to the dashboard
- Skylight, with flyscreen and pleated blackout blind in the bedroom
- Double-glazed, panoramic roof window with flyscreen and pleated blackout blind in the living area
- Lighting canopies with LED spots incl. indirect lighting, dimmable
- Rear bed with comfortably suspended multi-zone mattress and adjustable head part
- Wardrobes with LED lighting
- Microfibre upholstery, including driver and passenger seats
- Seating group with ergonomic upholstery, comfortable multi-layer design with diol-based padding and zip fasteners
- Extensible, sturdy table, with extensive sliding range, laminated
- Ceiling high double pull-out furniture at the entrance
- Sockets in the living area and in the bedroom
- Wall panelling with colour-coordinated carpet
- Elegant pleated curtains

KITCHEN

- 177 litres compressor refrigerator with separate freezer compartment, dark-mirrored fridge door
- Microwave oven with grill and hot-air function
- Morelosan kitchen worktop with seamlessly integrated wash/waste bowl and domestic drains (not for PALACE 88 G)
- Morelosan kitchen worktop with seamlessly integrated wash bowl and domestic drains (only for PALACE 88 G)
- 3-flame stainless steel gas cooker, installed countersunk with automatic ignition and glass cover (not for PALACE 88 G)
- 2-flame stainless steel gas cooker, installed countersunk with automatic ignition and glass cover (only for PALACE 88 G)
- Single-lever mixer tap, chrome
- Drawers with super-soft closing and cutlery insert
- Pull-out waste bin with two removable containers
- Skylight, with flyscreen and pleated blackout blind
- LED spots, in lighting canopy
- Sockets 2 x 230 V

EXPERT ADVICE

PREMIUM QUALITY AT ITS CORE!


DURABLE AND OPTIMUM INSULATION FOR YOUR MOTORHOME



When it comes to ensuring optimum thermal insulation and durability of your motorhome or caravan, forward-looking manufacturers such as MORELO rely on high-performance insulating materials from **RAVAGO BUILDING SOLUTIONS**. With their low weight and excellent insulation properties, the **RAVATHERM™ XPS X PLUS RTM** and **RAVATHERM™ XPS X PLUS LB** core layer materials enable high-quality wall structures – for maximum energy efficiency, low fuel consumption and a long service life of your motorhome. Another benefit of the XPS insulation materials from RAVAGO BUILDING SOLUTIONS is their closed cellular structure, which helps prevent the formation of mould to ensure that you can lean back and enjoy the comfort of your mobile home.



RAVATHERM™ XPS X



GRP panels/
Aluminum layer

www.ravagobuildingsolutions.com/industry

STANDARD EQUIPMENT MORELO PALACE . PALACE LINER

BATHROOM . SUPPLY . ELECTRONICS . CONTROL PANEL

BATHROOM	Skylight, with flyscreen and pleated blackout blind
	Washstand, with seamlessly integrated sink, push open valve and domestic drain
	Extensible single-lever mixer tap, chrome
	Soap dispenser, cup holder and towel hook
	Lighted mirror closet
	Separate shower, with wall rail, height-adjustable showerhead and drying rail
	Toilet window, with flyscreen and pleated blackout blind with premium bathroom
	Ceramic toilet bowl with ca. 250 litres toilet tank
	Toilet paper holder and toilet brush
	Spacious wardrobe with LED lighting
SUPPLY	LED spots
	Sockets 2 x 230 V
	Gas bottle compartment, for 2 x 11 kg gas bottles side by side, with gas controller gas leak protection, gas filter and automatic switchover
	5.500 W hot water gas central heating, with thermostat control, automatic ventilation valve and backflow shut-off
	Electrical heating element, 230 V, up to 3.000 W
	Engine heat exchanger, for using engine calories to heat up the living area
	Floor heating in living area and bathroom and driver's cab
	Heat regulator in bedroom
	Heat regulating thermostat in bedroom and rear garage
	Towel dryer radiator in bathroom, with thermostat control
ELECTRONICS	Integrated hot water boiler, serving all tapping points
	Ca. 360 litres fresh water tank, ca. 250 litres wastewater tank and ca. 250 litres toilet tank, situated in the heated double floor
	Emptying of wastewater and toilet tank, via drain tap with large cross section in heated double floor and drain hose with bayonet connection
	Domestic style wastewater pipes
	Flushing connections for wastewater tank and toilet tank
	Central pressure water supply
	2 x 230 V sockets in the garage
	12 V socket in the electrical compartment (PALACE)
	230 V CEE connection, with insulated floor inlet
	140 Ah gel battery in double floor including battery monitoring system with overloading and total discharge protection
CONTROL PANEL	Automatic charger, electronically controlled, with battery temperature sensor, maximum charge rate of 25 A
	Central control and monitoring panel, with colour touch screen
	Shut-off function for on-board electrical system, in case of undervoltage/overheating
	On-board electronics, microprocessor-controlled
	Buttons for switching on/off, lighting, water pump and special equipment, including main switch for all consumers
	Alarm devices, for 'wastewater tank full', 'step extended', 'fresh water tank empty', 'reserve gas bottle in use' and diverse others
	LCD control panel for monitoring of external and internal temperature, external mains supply, parallel battery circuit, battery voltage of the vehicle and leisure batteries
	LCD control panel for monitoring of wastewater tank and fresh water tank levels, gas level (when a gas tank is fitted), charging and discharging amperage, date and time with alarm clock

PALACE

PALACE LINER

SPECIAL EQUIPMENT MORELO PALACE . PALACE LINER
CHASSIS IVECO DAILY . CHASSIS PACKAGE . DRIVING SAFETY PACKAGE

CHASSIS IVECO DAILY	Item / Weight ¹⁾	CHASSIS MORELO PALACE IVECO DAILY	IVECO Daily 7,49 t
	018175 / 26	Daily "wide axle" front axle (spur widening on front axle + 200 mm)	7.655,00 €
	011218 / 128	Original IVECO retarder (standard 70 litres fuel tank)	8.460,00 €
	018152 / 120	Ca. 200 litres fuel tank (instead of serial standard) ³⁾	2.540,00 €
	018214D / 25	Air suspension on rear axle only (not for PALACE 88 G / 90 G)	6.240,00 €
	018212D / 63	Air suspension on front and rear axle, automatic leveling and various special features (only combined with light metal rims) (standard for PALACE 88 G / 90 G)	10.375,00 €
	018225 / 05	Active-Air Chassis (only in combination with air suspension on front and rear axle)	5.335,00 €
	018186 / 08	Light metal rims MORELO Silver on front axle with spur widening and steel rims with wheel trims on rear axle	3.015,00 €
		Light metal rims MORELO Graphite on front axle with spur widening and steel rims with wheel trims on rear axle	3.015,00 €
	018187 / 08	Light metal rims MORELO Silver on front and rear axle with spur widening, steel valves	4.425,00 €
		Light metal rims MORELO Graphite on front and rear axle with spur widening, steel valves	4.425,00 €
	01720D / 12	Wheel trims in stainless steel for 16"steel rims	695,00 €
	018170D / 08	Spur widening on front axle, only for steel rims	595,00 €
	018181 / 16	Spur widening on rear axle, only for steel rims	895,00 €
	018103 / 34	Fixed trailer coupling up to max. 3.500 kg (in combination with Chassis Package)	1.705,00 €
	018099D / 41	Fixed trailer coupling up to max. 3.500 kg (incl. electrical and technical preparation for trailer coupling)	2.510,00 €
	018120D / 03	Surcharge for removable trailer coupling head (only in combination with trailer coupling)	505,00 €
	017014 / 0	LED headlights 12 V for main beam, high beam and indicators (only combined with rear axle air suspension)	2.260,00 €
	018256 / 99	Hydraulic leveling jacks with automatic leveling ²⁾ incl. touch panel	9.370,00 €
	017100 / 40	XL-width 2.500 mm (not for PALACE 88 G / 90 G)	5.040,00 €
	017307 / 04	Steering wheel removable to improve seat rotation and deter theft	1.000,00 €
	052322 / 04	Heating for standard cab seats	795,00 €
	018321 / 55	Spare wheel with steel rim and bracket, situated underneath lowered rear end	495,00 €
PACKAGE	011330 / 48	Chassis Package IVECO Daily 70 C 18	10.485,00 €
		└ Engine version C 21, 152 kW / 207 HP	
		└ ZF 8-gear torque converter transmission	
		└ Leather steering wheel with multifunctional buttons (not removable)	
		└ Electrical and technical preparation for trailer coupling	
		└ Differen+ial lock for rear axle	
PACKAGE	011280 / 20	Driving safety package	7.755,00 €
		└ Electric parking brake	
		└ Emergency brake assist, adaptive cruise control	
		└ Active lane departure warning with warning tone	
		└ Traction PLUS with downhill assist	

Prices in Euro (incl. 20% VAT)
1) weight in kg 2) only combined with Electrical Package 3) by using the original tank sensor a filling level above 150 litres is indicated as „full“!

SPECIAL EQUIPMENT MORELO PALACE . PALACE LINER

CHASSIS. COCKPIT. STRUCTURE

Artikel / Gewicht¹

CHASSIS IVECO EUROCARGO	CHASSIS MORELO PALACE LINER IVECO EUROCARGO 100 E 25 / 120 E 28 / 150 E 32		IVECO Eurocargo 10 t / 12 t / 15 t
	018131E / 12	Elektrische und technische Vorbereitung für Anhängerkupplung (Nachrüstung sehr teuer)	1.090,00 €
	018099E / 47	Anhängerkupplung bis 3.500 kg, starr (inkl. elektrische und technische Vorbereitung)	2.490,00 €
	018120E / 03	Aufpreis für Anhängerkupplungskopf abnehmbar (nur in Verbindung mit Anhängerkupplung)	500,00 €
	017003 / 0	LED-Frontscheinwerfer 24 V, Abblend- / Fernlicht und Blinker	2.240,00 €
	018255 / 120	Hubstützenanlage mit automatischer Nivellierung ² inkl. Touchdisplay	9.390,00 €
	017304 / 04	Lederlenkrad MoreloExklusiv abnehmbar, zur besseren Drehung des Fahrersitzes und Diebstahlschutz	1.690,00 €
	017105 / 130	Aufpreis 150 E 32 statt 120 E 28 (Masse fahrbereit + 130 kg, Zuladung + 2.880 kg, Radstand und Hecküberhang können abweichen)"	15.500,00 €
	018319 / 80	Reserverad auf Stahlfelge mit Halter unter Heckabsenkung	890,00 €

CHASSIS MERCEDES-BENZ ATEGO	CHASSIS MORELO PALACE LINER MERCEDES-BENZ ATEGO 924 / 1230 / 1530		MB Atego 10,5 t / 12 t / 15 t
	018148 / 80	280 litres fuel tank instead of 180 litres serial standard (if sufficient space)	605,00 €
	017212 / 0	Light metal rims ALCOA Dura Bright on front and rear axle 17,5" (MB Atego 924) ⁴	4.930,00 €
	018169 / 0	Light metal rims ALCOA Dura Bright on front and rear axle 19,5" (MB Atego 1230 / 1530) ⁴	6.345,00 €
	018131E / 12	Electrical and technical preparation for trailer coupling (retrofitting extremely costly)	1.100,00 €
	018099E / 47	Fixed trailer coupling up to max. 3.500 kg (incl. electrical and technical preparation for trailer coupling)	2.510,00 €
	018120E / 03	Surcharge for removable trailer coupling head (only in combination with trailer coupling)	505,00 €
	017003 / 0	LED headlights 24 V, main-/high beam and indicators	2.260,00 €
	018257 / 120	Hydraulic leveling jacks with automatic leveling ² incl. touch panel	9.470,00 €
	017106 / 130	Surcharge 1530 to 1230 (mass in running order + 100 kg, payload + 2.910 kg, wheelbase and rear overhang may vary)	13.615,00 €
	018321 / 84	Spare wheel with steel rim and bracket, situated underneath lowered rear end	895,00 €

COCKPIT

Item / Weight ¹		all models
052130 / 45	Luxury driver's cab seats, air suspended and heated, with lumbar support, armrests	4.325,00 €
052350 / 45	Luxury driver's cab seats, air suspended and heated, with lumbar support, armrests, ventilation (only in combination with leather upholstery)	5.030,00 €
021040 / 06	Double horn air fanfare (for Iveco Daily only in combination with luxury driver's cab seats)	1.000,00 €
021045 / 05	Compressed air connection behind side skirt flap (for Iveco Daily only in combination with luxury driver's cab seats)	495,00 €
017508 / 20	Additional noise insulation for engine compartment, front side walls and front wheel arches	1.605,00 €

STRUCTURE			
	022029 / 60	Electrically operated roof awning 6.0 m, with LED lighting, dimmable with remote control ²	3.215,00 €
	022051 / 03	LED lighting underneath of roof profile on driver's side, dimmable with remote control	895,00 €
	024955 / 05	Flush, double-glazed driver's cab side windows, electrically activated	1.260,00 €
	025186 / 115	Double-glazed projecting windows with glass cladding outside (EMPIRE style) (not for PALACE 88 G / 90 G)	9.265,00 €
	025244 / 08	Midi roof window in bedroom (instead of standard mini heki)	795,00 €
	025245 / 13	Panoramic roof window Heki 3 in bedroom (instead of standard mini heki)	1.505,00 €

Prices in Euro (incl. 20% VAT)

1) weight in kg 2) only combined with Electrical Package 4) optional spare wheel with steel rim

Images and descriptions may contain options that are subject to surcharge.

SPECIAL EQUIPMENT MORELO PALACE . PALACE LINER

STRUCTURE . KITCHEN . LIVING ROOM

	Item / Weight ¹		all models
STRUCTURE	025249 / 26	Double panoramic roof window, 2 x Heki 3, in living room (not in combination with folding bed)	1.905,00 €
	037500 / 07	Furniture safe with electronic locking, motor-driven locking system, 8,3 l volume	395,00 €
	020320 / 02	Carbon look exterior for side walls and vehicle front	1.905,00 €
	020110 / 12	Aluminium chequer plate on the rear garage floor (scooter garage)	695,00 €
	020113 / 12	Aluminium chequer plate on the rear garage floor (car garage)	1.000,00 €
	031945 / 05	Double floor lighting	695,00 €
	021030 / 03	Parking sensors in the rear bumper	895,00 €
	020474 / 60	Side walls with outer aluminium sheet thickness of 1,4 mm (only for PALACE LINER)	1.605,00 €
	020481 / 50	Bicycle elevator for two bicycles with charging socket for e-bikes (only for PALACE LINER model 110)	3.115,00 €
	020131 / 04	Lashing rail package with 3 additional lashing rails incl. 3 lashing eyes each in rear garage, each on driver's and passenger's side (for G models)	595,00 €
	036112 / 03	Clothes rail in rear garage (only for scooter garage)	290,00 €
	031061 / 10	Central locking of external storage flaps except for gas bottle compartment and entrance door	2.210,00 €
	020314 / 05	Illuminated MORELO logo on the vehicle front	695,00 €
KITCHEN			
	043105 / 15	Mineral material kitchen worktop, mat finish, flush sink covers, in various designs	1.505,00 €
	043057 / 30	Luxury dishwasher, pull-out underneath cooker (230 V via mains connection, not in combination with double pull-out drawers)	2.310,00 €
	043275 / 05	Double pull-out drawers underneath cooker instead of door (not in combination with dishwasher)	495,00 €
	043264 / 05	Nespresso coffee machine, with shelf and 230 V socket ²	495,00 €
	025167 / 05	Extractor fan instead of standard mini heki	895,00 €
	045565 / 20	177 litres AES refrigerator with separate freezer compartment, dark-mirrored fridge door, automatic and manual energy selection and gas oven (instead of the standard)	1.505,00 €
	043470 / 08	SILWY glass assortment: magnetic wine and sparkling wine glasses in the dinette upper cabinet and coffee cups, whiskey and water glasses in the kitchen upper cabinet, 4 of each with MORELO logo (instead of the standard)	1.000,00 €
LIVING ROOM			
	050600 / 05	Wall and ceiling covering in smooth finish, with artificial leather	1.805,00 €
	036600 / 0	Decor change for furniture fronts (price per unit, position and number may be freely selected, not for curved overhead locker doors)	100,00 €
	035330 / 106	Bar seating group (passenger's side) with adjustable single seat incl. homologation for one additional person (not for PALACE 88 G)	2.510,00 €
	035983 / 30	Seat belt for 1 person on single seating bench	895,00 €
	035984 / 45	Seat belts for 2 persons on multifunctional seating bench	1.000,00 €
	042204 / 07	Height-adjustable table column, with extra cushion insert (only for standard lounge seating group)	895,00 €
	043480 / 01	Glass fronts for upper dinette cabinet	895,00 €
	042899 / 0	CASHMERE style: Wood decor in aralia with light grey furniture fronts	1.100,00 €
	042914 / 35	NOVEL living world	5.635,00 €
		^L Multifunctional L-bench opened towards the living area, kitchen worktop in mineral material, double sink, generous worktop, fully deep pull-out drawers in the kitchen block, Nespresso coffee machine with capsule holder and 230 V socket ² (not for PALACE 88 G)	

Prices in Euro (incl. 20% VAT)

¹⁾ weight in kg ²⁾ only combined with Electrical Package

SPECIAL EQUIPMENT MORELO PALACE . PALACE LINER

BEDROOM . BATHROOM . ELECTRONICS

	Item / Weight ¹⁾		all models
BEDROOM	052205 / 54	Electrically activated folding bed (instead of front overhead lockers)	2.610,00 €
	036256 / 05	Multizone mattress and "watergel" topping incl. comfort bed suspension for folding bed	595,00 €
	036235 / 05	Rear bed with multizone mattress and "watergel" topping	595,00 €
	036320 / 07	Rear bed with lying surface over the entire width, for L-layouts, incl. EvoPore mattress with "watergel" topping	1.605,00 €
	036322 / 40	Rear bed with lying surface over the entire width, for M- and G-layouts, with overhead lockers like in L-version, incl. multi-zone EvoPore mattress with "watergel" topping (not for PALACE 88 G)	2.610,00 €
BATHROOM	036130 / 0	Ceramic toilet bowl for cassette toilet, including SOG toilet ventilation (instead of standard fixed-tank toilet)	no surcharge
	034216 / 15	Additional 6 litres hot water boiler (ALDE Flow)	1.100,00 €
	036088 / 13	EMPIRE rain shower (reduced headroom)	1.000,00 €
	036071 / 44	Luxury bathroom with separate toilet area, window and mini heki (not for PALACE 88 G)	3.115,00 €
	036068 / 0	Towel radiator in chrome finish instead of white	895,00 €
	036033 / 03	Extensible shower next to the toilet	395,00 €
	036025 / 06	Raised toilet seat (ca. 50 mm) for fixed-tank toilets	395,00 €
	025268 / 05	Extractor fan instead of standard mini heki	895,00 €
ELECTRONICS	031053 / 02	Alarm system	1.410,00 €
	025051 / 40	Roof air conditioning, for living area with infrared remote control (total vehicle height + 130 mm; not for PALACE 88 G)	3.530,00 €
	025052 / 40	Roof air conditioning, for bedroom with infrared remote control (total vehicle height + 130 mm, not in combination with panoramic roof window)	3.530,00 €
	025238 / 40	Roof air conditioning, for bathroom with infrared remote control (total vehicle height + 130 mm)	3.530,00 €
	037161 / 23	Solar panels, with 2 x 130 W maximum power	2.005,00 €
	037163 / 44	Solar panels, with 4 x 130 W maximum power	3.520,00 €
	037164 / 67	Solar panels, with 6 x 130 W maximum power (if sufficient space on the roof)	5.030,00 €
	037165 / 88	Solar panels, with 8 x 130 W maximum power (if sufficient space on the roof)	6.545,00 €
	031481 / 0	Electrical Package "Energy Lithium Power" (instead of serial standard) Lithium-iron-phosphate battery 1 x 210 Ah (discharging level 100% = 210 Ah), combined charger / inverter 120 A / 3.000 W, with power sharing, fully automatic top class battery protection, Premium control panel	8.570,00 €
	031443 / 28	Additional Lithium battery 210 Ah (only combined with electrical package „Lithium Power“, max. 4 batteries in total)	3.830,00 €
	025057 / 0	230 V appliances on inverter operation (min. 2 lithium batteries necessary)	250,00 €
	031450 / 05	Sine wave inverter 300 W (with separate socket for continuous use of small appliances, f.e. a respirator)	595,00 €
	031909 / 01	Additional USB socket (specify exact position)	190,00 €
	031904 / 02	Combination socket 12 V, TV / outside TV connection (in the electrical compartment)	355,00 €
	031905 / 02	Combination socket 12 V, TV / outside signal feed (in the electrical compartment)	355,00 €
	044103 / 05	Dyson vacuum cleaner V8 Absolut	795,00 €

Prices in Euro (incl. 20% VAT)

¹⁾ weight in kg

Images and descriptions may contain options that are subject to surcharge.

SPECIAL EQUIPMENT MORELO PALACE . PALACE LINER

MULTIMEDIA . SUPPLY

MULTIMEDIA	Item / Weight ¹		all models
	037114 / 08	Navigation system: removable 10" touch screen panel with vehicle-specific navigation, steering wheel remote control, twin reversing camera with shutter, integrated DAB+ tuner, hands-free set for telephone with Bluetooth and four loudspeakers	3.925,00 €
	037103 / 04	Twin reversing camera with shutter	1.300,00 €
	037094 / 08	Birdview camera set with a separate 7" monitor	3.620,00 €
		TV packages with LED flatscreen: satellite TV system, Oyster V, with 85 cm dish, fully automatic orientation, multi-user facility via TWIN-LNB, LED flatscreen with Smart TV function; (total vehicle height + ca. 80 mm)	
		for PALACE and PALACE LINER	
	037645 / 58	↳ 40" TV electrically lowerable in overhead locker (passenger's side) with glasses and soundbar and 27" TV in the bedroom	7.150,00 €
	037643 / 58	↳ 40" TV electrically lowerable in overhead locker (driver's side) with glasses and soundbar and 27" TV in the bedroom	8.150,00 €
	037652 / 56	↳ 32" TV in the overhead locker above the dashboard with soundbar, overhead locker (passenger's side) with glasses, 27" TV in the bedroom	6.645,00 €
		for PALACE 88G	
	037644 / 58	↳ 32" TV electrically extendable with soundbar between the kitchen and lounge seating group, overhead locker with glasses, 40" TV in the bedroom with soundbar	8.660,00 €
	037646 / 58	↳ 40" TV electrically extendable with soundbar between the kitchen and lounge seating group, overhead locker (passenger's side) with glasses, 40" TV in the bedroom with soundbar (not in combination with additional seat belts)	9.065,00 €
	037647 / 58	↳ 32" TV electrically lowerable in overhead locker (passenger's side) with glasses and soundbar and 40" TV in the bedroom with soundbar	8.055,00 €
	037648 / 56	↳ 32" TV in the overhead locker above the dashboard with soundbar, overhead locker (passenger's side) with glasses, 40" TV in the bedroom	8.055,00 €
	037077 / 15	Soundbar Select with subwoofer (only in combination with 40" TV, not for PALACE 88 G)	1.000,00 €
	037301 / 05	LTE-WiFi router with DualSim	2.210,00 €
	SUPPLY		
034225 / 01		Central filter unit for cleaning and decalcifying the fresh water supply	1.000,00 €
034202 / 03		External shower on the driver's side in front of the rear axle	355,00 €
018143 / 02		Pressure sensors for precise measuring of fresh water and wastewater tank levels	695,00 €
018142 / 03		Pressure sensors for precise measuring of fresh water, wastewater and toilet tank levels	1.000,00 €
018145 / 02		Bluetooth box for precise measuring of levels (only in combination with pressure sensors)	695,00 €
033022 / 02		Gas alarm, to monitor living area	495,00 €
018600 / 15		Diesel auxiliary heating, with continuous heating via heat exchanger (5.200 W) incl. timer	3.215,00 €
033026 / 03		External gas connection, on side wall at passenger's side	290,00 €
033011 / 88		70 litres gas tank, with remote filling in the side wall and level indicator in control panel display	2.715,00 €
033005 / 111		120 litres gas tank, with remote filling in the side wall and level indicator in control panel display	2.915,00 €

Prices in Euro (incl. 20% VAT)

¹⁾ weight in kg

SPECIAL EQUIPMENT MORELO PALACE . PALACE LINER

SUPPLY . UPHOLSTERY + DECORATION . SERVICE

SUPPLY	Item / Weight ¹⁾		all models
	033015 / 145	150 litres gas tank, with remote filling in the side wall and level indicator in control panel display (only PALACE LINER, if technically possible)	3.115,00 €
	023103 / 77	2.600 W fuel generator with 10 litres petrol tank, fixed installation	5.235,00 €
	023107 / 100	3.500 W diesel generator with noise insulating cover, fixed installation (only as from PALACE LINER 12 t)	13.010,00 €
	035990 / 05	Greywater pump for transfer of wastewater into the toilet tank	1.000,00 €
	036024 / 03	Electrical opening for waste water	895,00 €
	036024-01 / 03	Electrical opening for toilet tank	895,00 €
	036096 / 01	Camera next to electrical openings	1.300,00 €
	034203 / 20	Fresh water tanks 2 x ca. 250 litres instead of standard tank (PALACE, reduced storage space in the double floor)	695,00 €
	034204 / 20	Fresh water tanks 2 x ca. 280 litres instead of standard tank (PALACE LINER, reduced storage space in the double floor)	1.000,00 €
UPHOLSTERY + DECORATION	034206 / 20	Ca. 410 litres fresh water tank / ca. 280 litres wastewater tank / ca. 280 litres toilet tank, instead of serial tank (only for PALACE LINER)	1.505,00 €
	050100 / 0	Microfibre upholstery, in variety of patterns	serial
	050504 / 20	Fabric-Leather "Trendline" upholstery combination, in variety of patterns	3.620,00 €
	050501 / 27	Leather upholstery, in variety of patterns	4.530,00 €
	050503 / 27	BiColor leather upholstery, in variety of patterns	4.830,00 €
	051305 / 20	Living area carpet in Sisal Sierra or velours colours Coco 830 beige, 865 grey-brown and 2051 chocolate	1.100,00 €
	051311 / 20	Living area carpet in special velours colour	1.400,00 €
	051276 / 05	Decoration package "Trendline" consisting of 8 cushions and Trendline decorative side curtains instead of the standard ones, in variety of patterns	795,00 €
	051271 / 03	Venetian blinds in the living room, pleated blinds in the bedroom	795,00 €
	051272 / 05	Venetian blinds in the living room and in the bedroom	1.300,00 €
SERVICE	051280 / 05	Sliding curtains in the living room and in the bedroom	1.200,00 €
		High-performance paint coating on ceramic basis for optimal paint protection of the side walls, front and rear. Optimal vehicle care and value preservation.	
	020397 / 0	└ MORELO PALACE	3.015,00 €
	020396 / 0	└ MORELO PALACE with glass cladding outside	3.520,00 €
	020395 / 0	└ MORELO PALACE LINER	3.320,00 €
	020393 / 0	└ MORELO PALACE LINER with G-layout	3.520,00 €
	020394 / 0	└ MORELO PALACE LINER with glass cladding outside	3.820,00 €
	020392 / 0	└ MORELO PALACE LINER with G-layout and with glass cladding outside	4.025,00 €
	020381 / 0	Wax-based anti-corrosion coating for optimal rust protection of the chassis and the underbody (PALACE)	2.320,00 €
PALACE LINER	020382 / 0	Wax-based anti-corrosion coating for optimal rust protection of the chassis and the underbody (PALACE LINER)	2.620,00 €
	090000 / 0	Vehicle delivery at the factory, with extensive briefing in German language and handover inspection, diesel tank and gas filling, vouchers of 100,00 €, MORELO towel set, 1 x MORELO umbrella, 2 x MORELO cap, 1 x MORELO beep egg, factory tour	2.005,00 €

Prices in Euro (incl. 20% VAT)

¹⁾ weight in kg

Images and descriptions may contain options that are subject to surcharge.



HOME IS HOME

Exclusivity, style, comfort. All this and more awaits you in a luxury motorhome like the MORELO EMPIRE LINER. But let's not be modest. One of our best first-class offers more than just comfort and convenience. The MORELO EMPIRE LINER provides something even more valuable: The feeling of being at home.

MODEL OVERVIEW

MORELO EMPIRE LINER ON MERCEDES-BENZ ATEGO AND MERCEDES-BENZ ACTROS

EMPIRE LINER 93 LB



EMPIRE LINER 93 LO



EMPIRE LINER 98 MB



EMPIRE LINER 98 MO



EMPIRE LINER 100 GB



EMPIRE LINER 100 GO



EMPIRE LINER 110 GSB



EMPIRE LINER 110 GSO



EMPIRE LINER 118 GSB



EMPIRE LINER 118 GSO



TECHNICAL SPECIFICATIONS

MORELO EMPIRE LINER

EMPIRE LINER 93 LB



incl. scooter garage

EMPIRE LINER 93 LO

(incl. slide-out)



incl. scooter garage

Mercedes-Benz Atego
1230 L

Mercedes-Benz Atego
1230 L

ENGINE	Serial diesel engine (cylinders)	6	6
	Cubic capacity (litres)	7,7	7,7
	Max. power (kW/HP)	220 / 299	220 / 299
	Max. torque (Nm)	1.200	1.200
	Emission class	EURO VI e	EURO VI e
WEIGHT	Technically permissible max. weight (kg) ¹⁾	11.990	11.990
	Mass in running order (kg) ¹⁾	8.785	9.025
	Payload (kg) ¹⁾	3.205	3.065
	Tow load with fixed / removable ball head (kg)	2.910	2.910
	Permissible max. train weight w. fixed / removable ball head (kg)	14.900	14.900
DIMENSIONS	Total length (mm)	9.650	9.650
	Total width (mm)	2.550	2.550
	Total height (mm)	3.760	3.760
	Wheel base (mm)	5.060	5.060
	Lounge bench, left (mm)	1.800 x 1.000	1.600 x 1.000
	Couch, right (mm)	1.250 x 650	Bar seat
	Rear bed (mm)	2 x 2.080 x 1.060	2 x 2.080 x 1.060
	Folding bed (option) (mm)	2.080 x 1.300	2.080 x 1.300
	Garage door (driver's side / passenger's side h x w in mm)	1.230 x 1.120	1.230 x 1.120
€		430.600,00 €	464.850,00 €

Prices in Euro (incl. 20% VAT)

¹⁾ see back

EMPIRE LINER 98 MB



incl. scooter garage

EMPIRE LINER 98 MO

(incl. slide-out)



incl. scooter garage

	Mercedes-Benz Atego 1230 L	Mercedes-Benz Atego 1530 L	Mercedes-Benz Actros 1840 L	Mercedes-Benz Atego 1230 L	Mercedes-Benz Atego 1530 L	Mercedes-Benz Actros 1840 L
ENGINE	Serial diesel engine (cylinders)	6	6	6	6	6
	Cubic capacity (litres)	7,7	7,7	10,7	7,7	7,7
	Max. power (kW/HP)	220 / 299	220 / 299	294 / 400	220 / 299	220 / 299
	Max. torque (Nm)	1.200	1.200	1.900	1.200	1.200
	Emission class	EURO VI e	EURO VI e	EURO VI e	EURO VI e	EURO VI e
WEIGHT	Technically permissible max. weight (kg) ¹⁾	11.990	15.000	18.000	11.990	15.000
	Mass in running order (kg) ¹⁾	9.325	9.415	11.170	9.465	9.555
	Payload (kg) ¹⁾	2.665	5.585	6.830	2.525	5.445
	Tow load with fixed / removable ball head (kg)	2.910	2.780	2.700	2.910	2.780
	Permissible max. train weight w. fixed / removable ball head (kg)	14.900	17.780	20.700	14.900	17.780
DIMENSIONS	Total length (mm)	10.050	10.050	10.050	10.050	10.050
	Total width (mm)	2.550	2.550	2.550	2.550	2.550
	Total height (mm)	3.760	3.760	3.860	3.760	3.760
	Wheel base (mm)	5.060	5.060	5.200	5.060	5.060
	Lounge bench, left (mm)	1.800 x 1.000	1.800 x 1.000	1.800 x 1.000	1.600 x 1.000	1.600 x 1.000
	Couch, right (mm)	1.250 x 650	1.250 x 650	1.250 x 650	Bar seat	Bar seat
	Rear bed (mm)	2.080 x 1.630	2.080 x 1.630	2.080 x 1.630	2.080 x 1.630	2.080 x 1.630
	Folding bed (option) (mm)	2.080 x 1.300	2.080 x 1.300	2.080 x 1.300	2.080 x 1.300	2.080 x 1.300
	Garage door (driver's side / passenger's side h x w in mm)	1.230 x 1.120	1.230 x 1.120	1.230 x 1.120	1.230 x 1.120	1.230 x 1.120
€		435.650,00 €	460.850,00 €	504.200,00 €	471.950,00 €	496.150,00 €
					538.500,00 €	

Prices in Euro (incl. 20% VAT)

¹⁾ see back

Images and descriptions may contain options that are subject to surcharge.

TECHNICAL SPECIFICATIONS

MORELO EMPIRE LINER

EMPIRE LINER 100 GB



Length: ≤ 2,75 m*
Height: ≤ 1,56 m*

EMPIRE LINER 100 GO

(incl. slide-out)



Length: ≤ 2,75 m*
Height: ≤ 1,56 m*

		Mercedes-Benz Atego 1230 L	Mercedes-Benz Atego 1530 L	Mercedes-Benz Actros 1840 L	Mercedes-Benz Atego 1530 L	Mercedes-Benz Actros 1840 L
ENGINE	Serial diesel engine (cylinders)	6	6	6	6	6
	Cubic capacity (litres)	7,7	7,7	10,7	7,7	10,7
	Max. power (kW/HP)	220 / 299	220 / 299	294 / 400	220 / 299	294 / 400
	Max. torque (Nm)	1.200	1.200	1.900	1.200	1.900
	Emission class	EURO VI e	EURO VI e	EURO VI e	EURO VI e	EURO VI e
WEIGHT	Technically permissible max. weight (kg) ¹⁾	12.780	15.000	18.000	15.000	18.000
	Mass in running order (kg) ¹⁾	9.700	9.790	11.545	10.030	11.785
	Payload (kg) ¹⁾	3.080	5.210	6.455	4.970	6.215
	Tow load with fixed / removable ball head (kg)	2.910	2.780	2.700	2.780	2700
	Permissible max. train weight w. fixed / removable ball head (kg)	15.690	17.780	20.700	17.780	20.700
DIMENSIONS	Total length (mm)	10.300	10.300	10.300	10.300	10.300
	Total width (mm)	2.550	2.550	2.550	2.550	2.550
	Total height (mm)	3.760	3.760	3.860	3.760	3.860
	Wheel base (mm)	5.360	5.360	5.500	5.360	5.500
	Lounge bench, left (mm)	1.800 x 1.000	1.800 x 1.000	1.800 x 1.000	1.600 x 1.000	1.600 x 1.000
	Couch, right (mm)	1.250 x 650	1.250 x 650	1.250 x 650	Bar seat	Bar seat
	Rear bed (mm)	2.080 x 1.630	2.080 x 1.630	2.080 x 1.630	2.080 x 1.630	2.080 x 1.630
	Folding bed (option) (mm)	2.080 x 1.300	2.080 x 1.300	2.080 x 1.300	2.080 x 1.300	2.080 x 1.300
	Rear garage door electric (passage h x w in mm)	1.570 x 2.100	1.570 x 2.100	1.570 x 2.100	1.570 x 2.100	1.570 x 2.100
€		458.800,00 €	470.900,00 €	513.300,00 €	506.200,00 €	547.550,00 €

Prices in Euro (incl. 20% VAT)

1) see back *) cars that cannot be towed on request

EMPIRE LINER 110 GSB



Length: ≤ 3,85 m*
Height: ≤ 1,48 m*

EMPIRE LINER 110 GSO

(incl. slide-out)



Length: ≤ 3,85 m*
Height: ≤ 1,48 m*

		Mercedes-Benz Atego 1530 L	Mercedes-Benz Actros 1840 L	Mercedes-Benz Atego 1530 L	Mercedes-Benz Actros 1840 L
ENGINE	Serial diesel engine (cylinders)	6	6	6	6
	Cubic capacity (litres)	7,7	10,7	7,7	10,7
	Max. power (kW/HP)	220 / 299	294 / 400	220 / 299	294 / 400
	Max. torque (Nm)	1.200	1.900	1.200	1.900
	Emission class	EURO VI e	EURO VI e	EURO VI e	EURO VI e
WEIGHT	Technically permissible max. weight (kg) ¹⁾	15.000	18.000	15.000	18.000
	Mass in running order (kg) ¹⁾	10.290	12.045	10.530	12.285
	Payload (kg) ¹⁾	4.710	5.955	4.470	5.715
	Tow load with fixed / removable ball head (kg)	2.780	2.700	2.780	2.700
	Permissible max. train weight w. fixed / removable ball head (kg)	17.780	20.700	17.780	20.700
DIMENSIONS	Total length (mm)	11.450	11.450	11.450	11.450
	Total width (mm)	2.550	2.550	2.550	2.550
	Total height (mm)	3.760	3.860	3.760	3.860
	Wheel base (mm)	5.960	6.100	5.960	6.100
	Lounge bench, left (mm)	1.800 x 1.000	1.800 x 1.000	1.600 x 1.000	1.600 x 1.000
	Couch, right (mm)	1.250 x 650	1.250 x 650	Bar seat	Bar seat
	Rear bed (mm)	2.080 x 1.630	2.080 x 1.630	2.080 x 1.630	2.080 x 1.630
	Folding bed (option) (mm)	2.080 x 1.300	2.080 x 1.300	2.080 x 1.300	2.080 x 1.300
	Rear garage door electric (passage h x w in mm)	1.570 x 2.100	1.570 x 2.100	1.570 x 2.100	1.570 x 2.100
		481.000,00 €	524.350,00 €	516.300,00 €	559.650,00 €

Prices in Euro (incl. 20% VAT)

1) see back *) cars that cannot be towed on request

Images and descriptions may contain options that are subject to surcharge.

TECHNICAL SPECIFICATIONS

MORELO EMPIRE LINER

EMPIRE LINER 118 GSB



Length: ≤ 4,50 m*
Height: ≤ 1,48 m*

EMPIRE LINER 118 GSO

(incl. slide-out)



Length: ≤ 4,50 m*
Height: ≤ 1,48 m*


		Mercedes-Benz Atego 1530 L	Mercedes-Benz Actros 1840 L	Mercedes-Benz Atego 1530 L	Mercedes-Benz Actros 1840 L
ENGINE	Serial diesel engine (cylinders)	6	6	6	6
	Cubic capacity (litres)	7,7	10,7	7,7	10,7
	Max. power (kW/HP)	220 / 299	294 / 400	220 / 299	294 / 400
	Max. torque (Nm)	1.200	1.900	1.200	1.900
	Emission class	EURO VI e	EURO VI e	EURO VI e	EURO VI e
WEIGHT	Technically permissible max. weight (kg) ¹⁾	15.000	18.000	15.000	18.000
	Mass in running order (kg) ¹⁾	10.530	12.285	10.770	12.525
	Payload (kg) ¹⁾	4.470	5.715	4.230	5.475
	Tow load with fixed / removable ball head (kg)	2.780	2.700	2.780	2.700
	Permissible max. train weight w. fixed / removable ball head (kg)	17.780	20.700	17.780	20.700
DIMENSIONS	Total length (mm)	11.990	11.990	11.990	11.990
	Total width (mm)	2.550	2.550	2.550	2.550
	Total height (mm)	3.760	3.860	3.760	3.860
	Wheel base (mm)	6.260	6.400	6.260	6.400
	Lounge bench, left (mm)	1.800 x 1.000	1.800 x 1.000	1.600 x 1.000	1.600 x 1.000
	Couch, right (mm)	1.250 x 650	1.250 x 650	Bar seat	Bar seat
	Rear bed (mm)	2.080 x 1.630	2.080 x 1.630	2.080 x 1.630	2.080 x 1.630
	Folding bed (option) (mm)	2.080 x 1.300	2.080 x 1.300	2.080 x 1.300	2.080 x 1.300
	Rear garage door electric (passage h x w in mm)	1.570 x 2.100	1.570 x 2.100	1.570 x 2.100	1.570 x 2.100
€		499.150,00 €	541.500,00 €	534.450,00 €	577.800,00 €

Prices in Euro (incl. 20% VAT)

1) see back *) cars that cannot be towed on request

STANDARD EQUIPMENT MORELO EMPIRE LINER

ENGINE . CHASSIS . DRIVING SAFETY . LIGHTS

ENGINE	BASE VEHICLE MORELO EMPIRE LINER	Mercedes-Benz Atego 12 t / 15 t	Mercedes-Benz Actros 18 t
	Turbo diesel engine, with rear wheel drive	7,7 Liter / 220 kW / 299 HP	10,7 Liter / 294 kW / 400 HP
	Differential lock	■	■
	Fuel tank, in litres	180	390
	Emission class EURO VI e	AdBlue, 35 litres	AdBlue, 60 litres
	Automatized transmission	8-speed	12-speed
	Alternator	28V / 150 A / 4.200 W	28V / 150 A / 4.200 W
CHASSIS	Tires front axle	285 / 70 R 19,5	355 / 50 R 22,5
	Tires rear axle with traction profile  M+S	285 / 70 R 19,5	315 / 60 R 22,5
	Dual-circuit compressed air brake and reinforced engine brake	■	■
	Disc brakes, on front and rear axle	■	■
	Air suspension on front and rear axle, automatic leveling with lifting and lowering function	■	■
	Additional noise insulation for engine compartment, front side walls and front wheel arches	■	■
	Breakdown set, with warning triangle, first-aid kit, warning light and wheel chock	■	■
	Electric parking brake	■	■
DRIVING SAFETY	Electronic anti-lock braking system	■	■
	Traction control system	■	■
	Electronical Stability Program	■	■
	Emergency Brake Assist	■	■
	Roll Control Assist	×	■
	Lane departure warning	■	■
	Alertness assistant	×	■
	Traffic sign assistant	×	■
	Active Brake Assist	■	■
	Cruise control	■	■
LIGHTS	Underride protection	■	■
	Active tire pressure monitoring	×	■
	Original Mercedes-Benz headlights with headlamp-cleaning system	■	■
	LED fog and daytime running lights	■	×
	Original Mercedes-Benz halogen fog and LED daytime running lights	×	■
	LED rear lights, with chrome ring	■	■

■ Standard Equipment × Not available

Images and descriptions may contain options that are subject to surcharge.

STANDARD EQUIPMENT MORELO EMPIRE LINER

COCKPIT . STRUCTURE

	BASE VEHICLE MORELO EMPIRE LINER	Mercedes-Benz Atego	Mercedes-Benz Actros
		12 t / 15 t	18 t
COCKPIT	Luxury driver's cab seats, with integrated seatbelts, air suspended with lumbar support, armrests and heating	■	■
	Roller plissee behind windscreen, electrically activated, darkening blind with privacy screen and sunblind function	■	■
	Panoramic windscreen with laminated glass, tinted	■	■
	Flush, double-glazed driver's cab side windows, electrically activated	■	■
	Air conditioning in driver's cab	■	■
	Steering wheel, adjustable in height and angle	■	■
	Outside mirrors and windscreen wiper system in bus style with wide-angle and front mirror	■	■
	Twin reversing camera with shutter	■	■
	Premium dashboard, with ambient lighting, cupholder and cooled refreshment compartment	■	×
	Original interactive multimedia cockpit in partial leather cladding and cupholder	×	■
	Removable 10" touch screen panel with vehicle-specific navigation, steering wheel remote control, DAB+ tuner, hands-free set for telephone with Bluetooth and four loudspeakers	■	×
	Original Mercedes-Benz navigation system	×	■
	Sockets, 2 x USB and 2 x 230 V	■	■
	Optimized noise insulation of engine compartment and driver's cab	■	■
STRUCTURE	Side walls and roof are 52 mm thick, 48 mm of which consists of closed-cell RTM hard foam		
	Aluminium side bars on the roof, with rainwater channels to help keeping side walls clean		
	Side walls in ALU-RTM-ALU sandwich design, smooth and high-gloss		
	Roof in GRP-RTM-ALU sandwich design, hail protection and low heat conductivity		
	Underfloor in GRP-RTM-GRP sandwich design, robust, corrosion-free, no timber used		
	Cold-bridge-free wall joint technology, using highly compressed rigid PU profiles		
	Garage door with electrical unlocking		
	Lightning protection, Faraday cage		
	Heatable double floor, ca. 480 mm high, side access via external flaps		
	"Top Class" entrance door with window, extra large, electric with code lock and remote control, as well as blind and flyscreen		
	Interior entrance step, heated and illuminated, with two incorporated pull-out drawers		
	Exterior entrance step, 3-step, very sturdy, illuminated, electrically extendable with safety circuit		
	Rear garage with doors to the right and to the left, floor rails with lashing eyelets and 230 V socket, electrical release (not for G-models)		
	Rear garage with garage door, aluminium chequer plate on the floor and side walls and 230 V sockets (only for G-models)		
	Front and rear wall with fibreglass compound sandwich design, PU foam core		
	Genuine glass windows in living area, double-glazed and tinted, collapsible outwards, with pleated blackout blind and flyscreen		
	Electrical storage space flaps in RTM technology, perfectly insulated, central lock with a switch in the entrance area		
	LED lighted double floor lockers		
	Entirely wood-free exterior structure		
	Lateral skirting, from highly sturdy fibreglass compound		
	Outside applications in real glass, black		
	Sturdy handle for easy entry, backlighted		

■ Standard Equipment × Not available

STANDARD EQUIPMENT MORELO EMPIRE LINER

LIVING ROOM + BEDROOM . KITCHEN . BATHROOM

LIVING ROOM + BEDROOM	Floor covering made from easy-care, high-grade vinyl
	Midi roof window, with flyscreen and pleated blackout blind in the bedroom
	Double-glazed, panoramic roof window with flyscreen and pleated blackout blind in the living area
	Lighting canopies with LED spots incl. indirect lighting, dimmable
	Rear bed comfortably suspended with multi-zone mattress and "water gel" - topping, with adjustable head part
	Wardrobes with LED lighting
	Microfibre upholstery, including driver and passenger seats
	Seating group with ergonomic upholstery, comfortable multi-layer design with diol-based padding and zip fasteners
	Bar seating group (passenger's side) with adjustable single seat (incl. homologation for one additional person) (serial standard for slide-out only)
	Extensible, sturdy table, with extensive sliding range, laminated
	Ceiling high pull-out furniture at the entrance, lower part for bottles and upper part as a wardrobe
	Sockets in the living area and in the bedroom
	Wall and ceiling panelling with artificial leather, smooth finishing
	Elegant venetian blinds, including 8 additional cushions
KITCHEN	196 litres domestic refrigerator with freezer compartment, soft insert with door damping and wood decor front
	Built-in compact oven with microwave and grill function
	Mineral material kitchen worktop with seamlessly integrated wash/waste bowl and domestic drains, fully deep drawers, incl. Nespresso coffee machine
	3-flame stainless steel gas cooker, installed countersunk with automatic ignition and glass cover
	Single-lever mixer tap, chrome
	Extractor fan with ventilation
	Nespresso coffee machine with milk frother
	Drawers with super-soft closing and cutlery insert
	Pull-out waste bin with two removable containers
	LED spots
BATHROOM	Sockets 2 x 230 V
	Skylight, with flyscreen and pleated blackout blind
	Washstand, with seamlessly integrated sink, push open valve and domestic drain
	Extensible single-lever mixer tap, chrome
	Soap dispenser, cup holder and pull-out towel bars
	Lighted mirror closet
	Separate shower, with rain shower and additional handheld shower
	Toilet window, with flyscreen and pleated blackout blind for premium bathroom
	Ceramic toilet bowl with ca. 280 litres toilet tank
	Toilet paper holder and toilet brush
	Spacious wardrobe with LED lighting
	LED spots
	Sockets 2 x 230 V

INSTALLATIONS	120 litres gas tank with level indicator in the control panel display and external gas bottle connection
	5.500 W hot water gas central heating, with thermostat control, automatic ventilation valve and backflow shut-off
	Electrical heating element, 230 V, up to 3.000 W
	Engine heat exchanger, for using engine calories to heat up the living area
	Floor heating in living area and bathroom
	Chromed towel dryer radiator in bathroom, with thermostat control
	Heat regulator in bedroom
	Heat regulating thermostat in bedroom and rear garage
	Integrated hot water boiler, serving all tapping points
	Ca. 410 litres fresh water tank, ca. 280 litres wastewater tank and ca. 280 litres toilet tank, situated in the heated double floor
	Emptying of wastewater and toilet tank, via drain tap with large cross section in heated double floor and drain hose with bayonet connection
	Domestic style wastewater pipes
	Flushing connections for wastewater tank and toilet tank
	Central pressure water supply
ELECTRONICS	2 x 230 V sockets in the garage
	230 V CEE connection, with insulated floor inlet
	Lithium-iron-phosphate battery 2 x 210 Ah (100% energy withdrawal) combined charger / inverter 120 A / 3.000 W, with power sharing, fully automatic battery protection, premium control panel
	Premium sound package in the living room consisting of 8 loudspeakers and subwoofer, Bluetooth compatible, connection to the radio and optional TV in the living room
CONTROL PANEL	Solar panel with 1 x 130 W maximum power
	Central control and monitoring panel, with colour touch screen
	Shut-off function for on-board electrical system, in case of undervoltage/overheating
	On-board electronics, microprocessor-controlled with BUS technology
	Buttons for switching on/off, lighting, water pump and special equipment, including main switch for all consumers
	Alarm devices, for 'wastewater tank full', 'step extended', 'fresh water tank empty', 'reserve gas bottle in use' and diverse others
	LCD control panel for monitoring of external and internal temperature, external mains supply, parallel battery circuit, battery voltage of the vehicle and leisure batteries
	LCD control panel for monitoring of wastewater tank and fresh water tank levels, gas level, charging and discharging amperage, date and time with alarm clock
EXPERT ADVICE	<p>NOTHING UNDERNEATH?</p> <p>Our many years of experience shows that when it comes to buying a new motorhome, many people tend to be frugal when it comes to technical equipment.</p> <p>The disadvantages of this tactic will become apparent during your first holiday: While other motorhome owners float down the road on VB ActiveAir air suspension, wide front axles and air-suspended seats,</p>
	<p>OUR ADVICE? DON'T SKIMP ON THE CHASSIS!</p> <p>frugal owners will be at their wits' end with even just small bumps affecting the ride quality and the quality of life.</p> <p>Many retrofits can be realized only with additional effort and higher costs compared to the original equipment. Enjoy the full comfort of your MORELO right from the start, with chassis technology from Fahrzeugbau Meier!</p>



SPECIAL EQUIPMENT MORELO EMPIRE LINER

CHASSIS . DRIVING SAFETY

MERCEDES-BENZ ATEGO	Item / Weight ¹	CHASSIS MORELO EMPIRE LINER MERCEDES-BENZ ATEGO	Mercedes-Benz Atego
	018148 / 80	280 litres fuel tank instead of 180 litres serial standard (if sufficient space)	605,00 €
	018169 / 0	Light metal rims ALCOA Dura Bright on front and rear axle, 19,5"	6.345,00 €
	018131 / 12	Electrical and technical preparation for trailer coupling (retrofitting extremely costly)	1.100,00 €
	018119 / 47	Fixed trailer coupling up to max. 3.500 kg (incl. electrical and technical preparation for trailer coupling)	2.510,00 €
	018106 / 50	Trailer coupling with removable head up to max. 2.910 kg (incl. electrical and technical preparation for trailer coupling)	3.015,00 €
	018257 / 120	Hydraulic leveling jacks with automatic leveling incl. touch panel	9.470,00 €
MERCEDES-BENZ ACTROS		CHASSIS MORELO EMPIRE LINER MERCEDES-BENZ ACTROS	Mercedes-Benz Actros
	017415 / 05	Digital camera system MirrorCam instead of standard bus mirrors	4.225,00 €
	018158 / 130	500 litres fuel tank instead of 390 litres serial standard (if sufficient space)	605,00 €
	018192 / 5	Light metal rims ALCOA Dura Bright on front and rear axle 17,5" with wide tires on the front axle 385/55R22,5	7.250,00 €
	018122E / 12	Electrical and technical preparation for trailer coupling (retrofitting extremely costly)	1.100,00 €
	018122 / 47	Fixed trailer coupling up to max. 3.190 kg (incl. electrical and technical preparation for trailer coupling)	2.510,00 €
	018106 / 50	Removable trailer coupling up to max. 2.910 kg (incl. electrical and technical preparation for trailer coupling)	3.015,00 €
	018252 / 130	Hydraulic leveling jacks with automatic leveling incl. touch panel	9.470,00 €
	011241 / 0	Engine version 1846 L	7.965,00 €
		└ Mercedes-Benz Actros 1846 L	
		└ Serial diesel engine (cylinders) 6	
		└ Cubic capacity (litres) 10,7	
		└ Max. power (kW/HP) 335 / 455	
		└ Max. torque (Nm) 2.200	
DRIVING SAFETY	011279 / 20	Driving safety package Actros	12.090,00 €
		└ Active Drive Assist	
		└ Collision Prevention Assist	
		└ Turning assistant	

Prices in Euro (incl. 20% VAT)

¹) weight in kg ²) by using the original tank sensor a filling level above 150 litres is indicated as „full“!

Images and descriptions may contain options that are subject to surcharge.

SPECIAL EQUIPMENT MORELO EMPIRE LINER

COCKPIT . STRUCTURE . KITCHEN

	Item / Weight ¹⁾		all models
COCKPIT	037091 / 02	Blind angle camera passenger's side with 10" monitor	2.005,00 €
	021040 / 06	Double horn air fanfare	1.000,00 €
	021030 / 03	Rear parking sensors	895,00 €
	021045 / 05	Compressed air connection behind side skirt flap	495,00 €
	052341 / 45	Luxury driver's cab seats, air suspended and heated, with lumbar support, armrests, ventilation (only in combination with leather upholstery)	695,00 €
STRUCTURE	022030 / 60	Electrically operated roof awning 6,0 m, with LED lighting, dimmable with remote control	3.215,00 €
	022051 / 03	LED lighting underneath of roof profile on driver's side, dimmable with remote control	895,00 €
	025279 / 07	Panoramic roof window Heki 3 in bedroom (instead of standard midi roof window)	1.100,00 €
	037500 / 07	Furniture safe with electronic locking, motor-driven locking system, 8,3 l volume	395,00 €
	020474 / 60	Side walls with outer aluminium sheet thickness of 1,4 mm	1.605,00 €
	020482 / 50	Bicycle elevator for two bicycles with charging socket for e-bikes (as from model 110)	3.115,00 €
	020131 / 04	Lashing rail package with 3 additional lashing rails incl. 3 lashing eyes each in rear garage, each on driver's and passenger's side (for G models)	595,00 €
	036112 / 03	Clothes rail in rear garage (only for scooter garage)	290,00 €
	020313 / 05	Illuminated MORELO logo on the vehicle front	1.000,00 €
KITCHEN	025172 / 00	Induction cooker instead of 3-flame gas cooker	1.705,00 €
	043030 / 32	Luxury dishwasher, pull-out underneath cooker (230 V via mains connection, not in combination with double pull-out drawers)	2.310,00 €
	043017 / 20	200 litre household refrigerator with 60 litre freezer compartment, room-high instead of standard refrigerator (no drawer under refrigerator, compact oven installed in wardrobe next to refrigerator)	1.905,00 €
	043470 / 08	SILWY glass assortment: magnetic wine and sparkling wine glasses in the dinette upper cabinet and coffee cups, whiskey and water glasses in the kitchen upper cabinet, 4 of each with MORELO logo (instead of the standard)	1.000,00 €

EXPERT ADVICE

THE NEW
OYSTER® V

SATELLITE SYSTEM

When you buy a satellite system from ten Haaft, you acquire more than just a reliable brand product. You are also choosing our many years of experience, excellent service, intelligent technology and top quality!

tenHaaft[®]

Innovative Mobile Technology

Many service centres throughout Europe ensure reliability and rapid assistance.

OUR ADVICE

Oyster® V – the new satellite system with app control, GPS, compass and inclinometer. This system focusses securely on the satellite without searching and provides first-class convenience.

www.ten-haaft.com

Prices in Euro (incl. 20% VAT)

¹⁾ weight in kg

SPECIAL EQUIPMENT MORELO EMPIRE LINER


LIVING ROOM + BEDROOM . BATHROOM

LIVING ROOM + BEDROOM	Item / Weight ¹⁾		all models
	052215 / 54	Electrically activated folding bed (instead of front overhead lockers)	2.610,00 €
	036258 / 05	Multizone mattress and "watergel" topping incl. comfort bed suspension for folding bed	595,00 €
	042204 / 07	Height-adjustable table column, with extra cushion insert (only for standard lounge seating group)	895,00 €
	051806 / 106	Bar seating group (passenger's side) with adjustable single seat (incl. homologation for one additional person) (only a serial standard for slide-out)	2.510,00 €
	036333 / 07	Rear bed with lying surface over the entire width, for L-layouts	1.200,00 €
	036337 / 13	Rear bed with lying surface over the entire width, for M- and G-layouts, with overhead lockers like in L-version	2.210,00 €
	036312 / 42	Spacious built-in wardrobe with clothes rail in the sleeping room rear wall (possible as from EMPIRE LINER 110, for EMPIRE LINER 110 not in combination with optional bicycle elevator)	1.100,00 €
	045295 / 0	Double pull-out cabinet at the entrance, top one with shelves instead of wardrobe	695,00 €
	045291 / 02	Double pull-out cabinet at the entrance, top one with glasses instead of wardrobe	695,00 €
	035983 / 40	Seat belt for 1 person on single seating bench	895,00 €
	035984 / 45	Seat belts for 2 extra persons on multifunctional seating bench	1.000,00 €
	035985 / 45	Seat belt for 1 person on single seating bench (for slide-out models)	3.720,00 €
	035986 / 50	Seat belts for 2 persons on multifunctional seating bench (for slide-out models)	3.720,00 €
BATHROOM			
	036191 / 44	Luxury bathroom with separate toilet area, window and mini heki	3.115,00 €
	025289 / 05	Extractor fan instead of standard mini heki	895,00 €
	036182 / 03	Extensible shower next to the toilet	395,00 €
	036025 / 06	Raised toilet seat (ca. 50 mm) for fixed-tank toilets	395,00 €


BECOME INDEPENDENT

HIGH-PERFORMANCE SOLAR MODULES FOR YOUR MORELO

With the Black Line modules from Büttner Elektronik, you have a reliable energy supplier on your roof in every situation. The special feature of these high-performance modules are the 72 cells and the associated multicell technology.



Compared to conventional 36-cell modules, the Black Line plays its cards even in difficult weather conditions or in partial shade.



www.buettner-elektronik.de

Prices in Euro (incl. 20% VAT)

¹⁾ weight in kg

Images and descriptions may contain options that are subject to surcharge.

SPECIAL EQUIPMENT MORELO EMPIRE LINER

ELECTRONICS . MULTIMEDIA

	Item / Weight ¹⁾		all models
ELECTRONICS	031051 / 02	Alarm system	1.410,00 €
	025051 / 40	Roof air conditioning, for living area with infrared remote control (total vehicle height + 130 mm)	3.530,00 €
	025053 / 40	Roof air conditioning, for bedroom with infrared remote control (total vehicle height + 130 mm, not in combination with panoramic roof window)	3.530,00 €
	037167 / 12	Solar panel, with 130 W maximum power (a total of 260 W)	1.000,00 €
	037169 / 34	Solar panels, with 3 x 130 W maximum power (a total of 520 W)	2.510,00 €
	037171 / 56	Solar panels, with 5 x 130 W maximum power (a total of 780 W)	4.025,00 €
	037157 / 90	Solar panels, with 7 x 130 W maximum power (a total of 1.040 W), if sufficient space on the roof and more on request	5.535,00 €
	031443 / 28	Additional Lithium battery 210 Ah (max. 4 batteries in total)	3.830,00 €
	025057 / 0	230 V appliances on inverter operation	250,00 €
	031450 / 05	Sine wave inverter 300 W (with separate socket for continuous use of small appliances, f.e. a respirator)	595,00 €
	031909 / 01	Additional USB socket (specify exact position)	190,00 €
	031904 / 02	Combination socket 12 V, TV / outside TV connection (in the electrical compartment)	355,00 €
	031905 / 02	Combination socket 12 V, TV / outside signal feed (in the electrical compartment)	355,00 €
	044103 / 05	Dyson vacuum cleaner V8 Absolut	795,00 €
MULTIMEDIA			
	037094 / 08	Birdview camera set with a separate 7" monitor	3.620,00 €
		TV packages with LED flatscreen: satellite TV system, Oyster V, with 85 cm dish, fully automatic orientation, multi-user facility via TWIN-LNB, LED flatscreen with Smart TV function; (total vehicle height + ca. 80 mm)	
	037602 / 58	⌞ 40" TV electrically lowerable in overhead locker (driver's side) with glasses and 27" TV in the bedroom (only in combination with bar seating group without slide-out)	8.160,00 €
	037600 / 58	⌞ 40" TV electrically lowerable in overhead locker (passenger's side) with glasses and 27" TV in the bedroom	7.150,00 €
	037603 / 56	⌞ 40" TV in the overhead locker above the dashboard, overhead locker with glasses, 27" TV in the bedroom (not in combination with folding bed or slide-out)	7.150,00 €
	037067 / 12	Premium sound package in the sleeping room consisting of 4 loudspeakers and subwoofer, Bluetooth compatible, connection to the optional TV in the bedroom	895,00 €
	037301 / 05	LTE-WiFi router with DualSIM	2.210,00 €

Prices in Euro (incl. 20% VAT)

¹⁾ weight in kg

SPECIAL EQUIPMENT MORELO EMPIRE LINER

SUPPLY . UPHOLSTERY + DECORATION . SERVICE

	Item / Weight ¹⁾		all models
SUPPLY	034225 / 01	Central filter unit for cleaning and decalcifying the fresh water supply	1.000,00 €
	034202 / 03	External shower on the driver's side in the double floor	355,00 €
	018143 / 02	Pressure sensors for precise measuring of fresh water and wastewater tank levels	695,00 €
	018142 / 03	Pressure sensors for precise measuring of fresh water, wastewater and toilet tank levels	1.000,00 €
	018145 / 02	Bluetooth box for app connection for precise measuring of levels (only in combination with pressure sensors)	695,00 €
	033022 / 02	Gas alarm, to monitor living area	495,00 €
	036024 / 03	Electrical opening for waste water	895,00 €
	036024-01 / 03	Electrical opening for toilet tank	895,00 €
	036096 / 01	Camera next to electrical openings	1.300,00 €
	034213 / 20	Fresh water tank ca. 560 litres (if sufficient space in the double floor)	895,00 €
	018600 / 15	Diesel auxiliary heating, with continuous heating via heat exchanger (5.200 W) incl. timer (only for Atego)	3.215,00 €
	018604 / 15	Diesel auxiliary heating, with continuous heating via heat exchanger (5.200 W) incl. timer (only for Actros, not in combination with 018602)	3.720,00 €
	018603 / 15	Original Mercedes-Benz Actros hot-water auxiliary heating in the driver's cab with switch-off after 11 hours (only for Actros, not in combination with item no. 018603)	6.240,00 €
	033027 / 03	External gas connection, at passenger's side behind side skirt flap	290,00 €
	033017 / 34	150 litres gas tank instead of standard 120 litres tank	505,00 €
	035990 / 05	Greywater pump for transfer of wastewater into the toilet tank	1.000,00 €
	023107 / 100	3.500 W diesel generator with noise insulating cover, fixed installation	13.010,00 €
UPHOLSTERY + DECORATION			
	050100 / 0	Microfibre upholstery, in variety of patterns	standard
	050505 / 0	BiColor microfibre upholstery, in variety of patterns	795,00 €
	050501 / 27	Leather upholstery, in variety of patterns	4.530,00 €
	050503 / 27	BiColor leather upholstery, in variety of patterns	4.830,00 €
	051304 / 20	Living area carpet in Sisal Sierra or velours colours Coco 830 beige, 865 grey-brown and 2051 chocolate	1.400,00 €
	051311 / 20	Living area carpet in special velours colour	1.605,00 €
	051283 / 05	Sliding curtains in the living room and in the bedroom	no surcharge
SERVICE			
	020391 / 0	High-performance paint coating on ceramic basis for optimal paint protection of the side walls, front and rear. Optimal vehicle care and value preservation.	4.025,00 €
	020390 / 0	High-performance paint coating on ceramic basis for optimal paint protection of the side walls, front and rear. Optimal vehicle care and value preservation. (G-layout)	4.225,00 €
	020382 / 0	Wax-based anti-corrosion coating for optimal rust protection of the chassis and the underbody	2.620,00 €
	090000 / 0	Vehicle delivery at the factory, with extensive briefing in German language and handover inspection, diesel tank and gas filling, vouchers of 100,00 €, MORELO towel set, 1 x MORELO umbrella, 2 x MORELO cap, 1 x MORELO beep egg, factory tour	2.210,00 €

Prices in Euro (incl. 20% VAT)

¹⁾ weight in kg

Images and descriptions may contain options that are subject to surcharge.



OUR FLAGSHIP

A vehicle without compromise – the GRAND EMPIRE is the pinnacle of our luxury motorhome range. With the unmistakable MORELO interior and exterior design, it clearly shows what first-class travel really means: experiencing complete freedom without compromise. Is there anything better than travelling to far-flung places, yet waking up at home?

GRAND EMPIRE 100 GB



GRAND EMPIRE 100 GO



GRAND EMPIRE 110 GSB



GRAND EMPIRE 110 GSO



GRAND EMPIRE 118 GSB



GRAND EMPIRE 118 GSO



GRAND EMPIRE 119 GSB



GRAND EMPIRE 119 GSO



GRAND EMPIRE

TECHNICAL SPECIFICATIONS

MORELO GRAND EMPIRE

GRAND EMPIRE 100 GB

GRAND EMPIRE 100 GO



Length: ≤ 2.75 m*
Height: ≤ 1.56 m*



Length: ≤ 2.75 m*
Height: ≤ 1.56 m*

Mercedes-Benz Actros 1853 L

Mercedes-Benz Actros 1853 L

ENGINE	Serial diesel engine (cylinders)	6	6
	Cubic capacity (litres)	12.8	12.8
	Max. power (kW/HP)	390 / 530	390 / 530
	Max. torque (Nm)	2,600	2,600
	Emission class	EURO VI e	EURO VI e
WEIGHT	Technically permissible max. weight (kg) ¹⁾	18,000	18,000
	Mass in running order (kg) ¹⁾	12,830	13,070
	Payload (kg) ¹⁾	5,170	4,930
	Tow load with removable ball head (kg)	2,700	2,700
	Permissible max. train weight with removable ball head (kg)	20,700	20,700
DIMENSIONS	Total length (mm)	10,450	10,450
	Total width (mm)	2,550	2,550
	Total height (mm)	3,860	3,860
	Wheel base approx. (mm)	5,500	5,500
	Lounge bench, left (mm)	1,800 x 1,000	1,600 x 850
	Couch, right (mm)	1,400 x 650	Bar seating group
	Rear bed (mm)	2,080 x 1,630	2,080 x 1,630
	Folding bed (option) (mm)	2,080 x 1,300	2,080 x 1,300
	Rear garage door electric (passage h x w in mm)	1,570 x 2,100	1,570 x 2,100
€		673.600,00 €	720.000,00 €

Prices in Euro (incl. 20% VAT)

1) see back *) cars that cannot be towed on request

GRAND EMPIRE 110 GSB

GRAND EMPIRE 110 GSO



Length: ≤ 3.85 m*
Height: ≤ 1.48 m*



Length: ≤ 3.85 m*
Height: ≤ 1.48 m*

Mercedes-Benz Actros 1853 L

Mercedes-Benz Actros 1853 L

ENGINE	Serial diesel engine (cylinders)	6	6
	Cubic capacity (litres)	12.8	12.8
	Max. power (kW/HP)	390 / 530	390 / 530
	Max. torque (Nm)	2,600	2,600
	Emission class	EURO VI e	EURO VI e
WEIGHT	Technically permissible max. weight (kg) ¹⁾	18,000	18,000
	Mass in running order (kg) ¹⁾	13,330	13,570
	Payload (kg) ¹⁾	4,670	4,430
	Tow load with removable ball head (kg)	2,700	2,700
	Permissible max. train weight with removable ball head (kg)	20,700	20,700
DIMENSIONS	Total length (mm)	11,600	11,600
	Total width (mm)	2,550	2,550
	Total height (mm)	3,860	3,860
	Wheel base approx. (mm)	6,100	6,100
	Lounge bench, left (mm)	1,800 x 1,000	1,600 x 850
	Couch, right (mm)	1,400 x 650	Bar seating group
	Rear bed (mm)	2,080 x 1,630	2,080 x 1,630
	Folding bed (option) (mm)	2,080 x 1,300	2,080 x 1,300
	Rear garage door electric (passage h x w in mm)	1,570 x 2,100	1,570 x 2,100
€		679.650,00 €	725.050,00 €

Prices in Euro (incl. 20% VAT)

1) see back *) cars that cannot be towed on request

Images and descriptions may contain options that are subject to surcharge.

TECHNICAL SPECIFICATIONS

MORELO GRAND EMPIRE

GRAND EMPIRE 118 GSB

GRAND EMPIRE 118 GSO



Length: ≤ 3.85 m*
Height: ≤ 1.48 m*



Length: ≤ 3.85 m*
Height: ≤ 1.48 m*

Mercedes-Benz Actros 1853 L

Mercedes-Benz Actros 1853 L

ENGINE	Serial diesel engine (cylinders)	6	6
	Cubic capacity (litres)	12.8	12.8
	Max. power (kW/HP)	390 / 530	390 / 530
	Max. torque (Nm)	2,600	2,600
	Emission class	EURO VI e	EURO VI e
WEIGHT	Technically permissible max. weight (kg) ¹⁾	18,000	18,000
	Mass in running order (kg) ¹⁾	13,570	13,810
	Payload (kg) ¹⁾	4,430	4,190
	Tow load with removable ball head (kg)	2,700	2,700
	Permissible max. train weight with removable ball head (kg)	20,700	20,700
DIMENSIONS	Total length (mm)	11,990	11,990
	Total width (mm)	2,550	2,550
	Total height (mm)	3,860	3,860
	Wheel base approx. (mm)	6,400	6,400
	Lounge bench, left (mm)	1,800 x 1,000	1,600 x 850
	Couch, right (mm)	1,400 x 650	Bar seating group
	Rear bed (mm)	2,080 x 1,630	2,080 x 1,630
	Folding bed (option) (mm)	2,080 x 1,300	2,080 x 1,300
	Rear garage door electric (passage h x w in mm)	1,570 x 2,100	1,570 x 2,100
€		689.750,00 €	736.150,00 €

Prices in Euro (incl. 20% VAT)

1) see back *) cars that cannot be towed on request

GRAND EMPIRE 119 GSB



Length: ≤ 4.60 m
and individual examination

GRAND EMPIRE 119 GSO



Length: ≤ 4.60 m
and individual examination

Mercedes-Benz Actros 1853 L

Mercedes-Benz Actros 1853 L

ENGINE	Serial diesel engine (cylinders)	6	6
	Cubic capacity (litres)	12.8	12.8
	Max. power (kW/HP)	390 / 530	390 / 530
	Max. torque (Nm)	2,600	2,600
	Emission class	EURO VI e	EURO VI e
WEIGHT	Technically permissible max. weight (kg) ¹⁾	18,000	18,000
	Mass in running order (kg) ¹⁾	13,570	13,810
	Payload (kg) ¹⁾	4,430	4,190
	Tow load with removable ball head (kg)	2,700	2,700
	Permissible max. train weight with removable ball head (kg)	20,700	20,700
DIMENSIONS	Total length (mm)	11,990	11,990
	Total width (mm)	2,550	2,550
	Total height (mm)	3,860	3,860
	Wheel base approx. (mm)	6,400	6,400
	Lounge bench, left (mm)	1,800 x 1,000	1,600 x 850
	Couch, right (mm)	1,400 x 650	Bar seating group
	Rear bed (mm)	2,080 x 1,630	2,080 x 1,630
	Folding bed (option) (mm)	2,080 x 1,300	2,080 x 1,300
	Rear garage door electric (passage h x w in mm)	1,570 x 2,100	1,570 x 2,100
€		711.950,00 €	756.300,00 €

Prices in Euro (incl. 20% VAT)

1) see back *) cars that cannot be towed on request

Images and descriptions may contain options that are subject to surcharge.

STANDARD EQUIPMENT MORELO GRAND EMPIRE

ENGINE . CHASSIS . SAFETY PACKAGE

ENGINE	BASE VEHICLE MORELO GRAND EMPIRE		Mercedes-Benz Actros	
			18 t	
	Turbo diesel engine, with rear wheel drive		12,8 litres / 390 kW / 530 PS	
	Differential lock		■	
	Fuel tank in litres		500	
	Emission class EURO VI e		AdBlue, 60 litres	
	Automatized transmission		12 speed	
CHASSIS	Alternator		28 V / 150 A / 4,200 W	
	Tires on rear axle with traction profile		315 / 60 R 22.5	
	Light metal rims ALCOA Dura Bright on front and rear axle 22.5"		■	
	Dual-circuit compressed air brake and reinforced engine brake		■	
	Disc brakes, on front and rear axle		■	
	Air suspension on rear axle, with 'lifting and lowering' function		■	
	Hydraulic leveling jacks with automatic leveling incl. touch panel		■	
	Compressed air connection behind side skirt flap		■	
SAFETY PACKAGE	Additional noise insulation for engine compartment, front side walls and front wheel arches		■	
	Electrical and technical preparation for trailer coupling		■	
	Breakdown set, with warning triangle, first-aid kit, warning light and wheel chock		■	
	Electronic anti-lock braking system (ABS)		■	
	Traction control system (ASR)		■	
	Electronical Stability Program (ESP)		■	
	Emergency Brake Assist		■	
	Active Brake Assist		■	
	Lane departure warning		■	
	Roll Control Assist		■	
	Collision Prevention Assist		■	
	Active Drive Assist		■	
	Turning assistant		■	
	Traffic sign assistant		■	
	Alertness assistant		■	
	Cruise control		■	
	Tire pressure monitoring		■	
	Underride protection		■	

■ Standard Equipment

STANDARD EQUIPMENT MORELO GRAND EMPIRE

COCKPIT . LIGHTS . STRUCTURE

COCKPIT	ROYAL driver's cab seats, with integrated seatbelts, leather upholstery, ventilated, air-suspended with lumbar support, heating, armrests
	Roller plissee behind windscreen, electrically activated, darkening blind with privacy screen and sunblind function
	Panoramic windscreen with laminated glass, tinted
	Flush, double-glazed driver's cab side windows, electrically activated
	Air conditioning in driver's cab
	Steering wheel, adjustable in height and angle
	Twin reversing camera with shutter
	Digital camera system Mirror Cam
	Birdview camera set with a separate 7" monitor
	Original interactive multimedia cockpit in partial leather cladding and cupholder
	Original Mercedes-Benz navigation system
	Double horn air fanfare
	Sockets, 2 x USB and 4 x 230 V
	Optimized noise insulation of engine compartment and driver's cab area
LIGHTS	Original Mercedes-Benz Bi-Xenon headlights with headlamp-cleaning system
	Original Mercedes-Benz fog lights
	LED daytime running lights with automatic low/ high beam and cornering lights
	LED rear lights, with chrome ring
STRUCTURE	Side walls and roof are 52 mm thick, 48 mm of which consists of closed-cell RTM hard foam
	Side walls with outer aluminium sheet thickness of 1,4 mm
	Aluminium side bars on the roof, with rainwater channels to help keeping side walls clean
	Side walls in ALU-RTM-ALU sandwich design
	Roof in GRP-RTM-ALU sandwich design, hail protection and low heat conductivity
	Underfloor in GRP-RTM-GRP sandwich design, robust, corrosion-free, no timber used
	Cold-bridge-free wall joint technology, using highly compressed rigid PU profiles
	Garage door with electrical unlocking
	Lightning protection, Faraday cage
	Heatable double floor, ca. 480 mm high, side access via external flaps
	"Top Class" entrance door with window, extra large, electric with code lock and remote control, as well as blind and flyscreen
	Interior entrance step, heated and illuminated, with two incorporated pull-out drawers
	LED lighting underneath of roof profile on driver's side, dimmable with remote control
	Exterior entrance step, 3-step, highly robust, illuminated, electrically extendable with safety circuit
	Front and rear wall with fibreglass compound sandwich design, PU foam core
	Genuine glass windows, double-glazed and tinted, collapsible outwards, with pleated blackout blind and flyscreen
	Storage space flaps in RTM technology, perfectly insulated
	LED lighted double floor lockers
	Entirely wood-free exterior structure
	Lateral skirting from highly sturdy fibreglass compound
	Outside applications in real glass, black
	Sturdy handle for easy entry, backlit
	Illuminated MORELO logo on the vehicle front

STANDARD EQUIPMENT MORELO GRAND EMPIRE

LIVING ROOM + BEDROOM . KITCHEN . BATHROOM

LIVING ROOM + BEDROOM	Floor covering made from easy-care, high-grade vinyl
	Roof air conditionings for living and sleeping area with infrared remote control
	Double-glazed, panoramic roof window with flyscreen and pleated blackout blind in the living and sleeping area
	Lighting canopies with LED spots incl. indirect lighting, dimmable
	Rear bed comfortably suspended with multi-zone mattress and "water gel" - topping, with adjustable head part
	Wardrobes with LED lighting
	Seating group with ergonomically shaped ROYAL leather upholstery, comfortable multi-layer design with Diolen padding
	Luxury lounge seating group with ergonomically shaped ROYAL leather upholstery, comfortable multi-layer design with Diolen padding, seat heating and massage function (only a serial standard for slide-out)
	Bar seating group (passenger's side) with pivotable single seat in ROYAL leather upholstery, with lumbar support, armrests, integrated safety belt system, incl. homologation for one additional person (only a serial standard for slide-out)
	Extensible, sturdy table, with extensive sliding range, laminated
	Ceiling high pull-out furniture at the entrance, lower part for bottles and upper part as a wardrobe
	Sockets in the living area and in the bedroom
	Wall and ceiling panelling with artificial leather, smooth finishing
	Elegant flat curtains in the living room and in the bedroom
	ROYAL leather upholstery, in variety of colours and patterns
KITCHEN	Living area carpet in variety of colours
	196 litres domestic refrigerator with freezer compartment, soft insert with door damping and wood decor front
	Built-in compact oven with microwave and grill function
	Nespresso coffee machine with milk frother
	Extractor fan, ventilation / air extraction
	Luxury dishwasher, pull-out underneath cooker
	Mineral material kitchen worktop with seamlessly integrated wash/waste bowl and domestic drains, fully deep drawers
	Induction cooker
	Single-lever mixer tap, chrome
	Drawers with super-soft closing and cutlery insert
	Pull-out waste bin with three removable containers
	LED spots
BATHROOM	Sockets 3 x 230 V and 1 x USB
	Extractor fan, ventilation / air extraction
	Washstand, with seamlessly integrated sink, push open valve and domestic drain
	Extensible single-lever mixer tap, chrome
	Soap dispenser, cup holder and pull-out towel bars
	Lighted mirror closet and 230 V socket
	Separate shower, with rain shower and additional handheld shower
	Toilet window, with flyscreen and pleated blackout blind for premium bathroom
	Ceramic toilet bowl with ca. 280 litres toilet tank
	Toilet paper holder and toilet brush
	Spacious wardrobe with LED lighting
	LED spots
	Sockets 2 x 230 V
	Extensible shower next to the toilet

STANDARD EQUIPMENT MORELO GRAND EMPIRE

SUPPLY . ELECTRONICS . CONTROL PANEL

SUPPLY	Scheer fuel heating 10/17 kW with multiple circuit system and heat exchanger (flow heater), space-saving installation underneath the vehicle
	Absence of gas supply
	Floor heating in living area and bathroom and driver's cab
	Chromed towel dryer radiator in bathroom, with thermostat control
	Heat regulator in bedroom
	Heat regulating thermostat in bedroom and rear garage
	External shower on the driver's side in the double floor
	Pressure sensors for precise measuring of fresh water, wastewater and toilet tank levels
	Ca. 410 litres fresh water tank, ca. 280 litres wastewater tank and ca. 280 litres toilet tank, situated in the heated double floor
	Emptying of wastewater and toilet tank, via electrical dumping valves with large cross section in heated double floor, underfloor camera and drain hose with bayonet connection
	Domestic style wastewater pipes
	Flushing connections for wastewater tank and toilet tank
	Central pressure water supply
ELECTRONICS	2 x 230 V sockets in the garage
	2 x 230 V CEE connection on the stainless-steel power box behind the lateral skirt flap
	Sine wave inverter 600 W for refrigerator with separate socket (for continuous use of small appliances, f.e. a respirator)
	Lithium-iron-phosphate battery 4 x 210 Ah (100% energy withdrawal) combined charger / inverter 2 x 120 A / 2 x 3.000 W, with power sharing, fully automatic battery protection, premium control panel, space-saving, insulated and heated underneath the vehicle inside a stainless steel power box
	Solar panels with 6 x 130 W maximum power
	Satellite TV system, Oyster V, with 40" LED flat screen TV in overhead glass locker (passenger's side), electrically lowerable, 85 cm dish, fully automatic orientation, multi-user facility via TWIN-LNB and 24" LED flat screen TV in the bedroom (incl. Smart TV function)
	Sound package for satellite TV system consisting of 8 loudspeakers and two subwoofers in the living room, Bluetooth compatible, connection to the radio and TV in the living room
	Sound package for satellite TV system consisting of 4 loudspeakers and subwoofer in the sleeping room, Bluetooth-capable, connection to the TV in the sleeping room
CONTROL PANEL	Alarm system
	Central control and monitoring panel, with colour touch screen
	Shut-off function for on-board electrical system, in case of undervoltage/overheating
	On-board electronics, microprocessor-controlled with BUS technology
	Buttons for switching on/off, lighting, water pump and special equipment, including main switch for all consumers
	Alarm devices, for 'wastewater tank full', 'step extended', 'fresh water tank empty' and diverse others
	LCD control panel for monitoring of external and internal temperature, external mains supply, parallel battery circuit, battery voltage of the vehicle and leisure batteries
	LCD control panel for monitoring of wastewater tank and fresh water tank levels, charging and discharging amperage, date and time with alarm clock

SPECIAL EQUIPMENT MORELO GRAND EMPIRE

CHASSIS . STRUCTURE . LIVING ROOM + BEDROOM

	Item / Weight ¹⁾		all models
CHASSIS	018121 / 50	Removable trailer coupling up to max. 2.700 kg (incl. electrical and technical preparation for trailer coupling)	3.015,00 €
	018122 / 47	Trailer coupling up to max. 3.190 kg (incl. electrical and technical preparation for trailer coupling)	2.510,00 €
STRUCTURE	037091 / 02	Blind angle camera passenger's side with 10" monitor	2.005,00 €
	022030 / 60	Electrically operated roof awning 6.0 m, with LED lighting, dimmable with remote control	3.215,00 €
	022032 / 94	Electrically operated roof awning 5.0 m and 4.0 m LED lighting, dimmable with remote control (for GRAND EMPIRE 100 and 110)	6.240,00 €
	022033 / 104	Electrically operated roof awning 6.0 m and 4.0 m LED lighting, dimmable with remote control (as from GRAND EMPIRE 118)	6.345,00 €
	022034 / 44	Electrically operated roof awning 4.0 m, above slide out with LED lighting, dimmable with remote control	3.115,00 €
	020484 / 50	Bicycle elevator for two bicycles with charging socket for e-bikes (not for GRAND EMPIRE 100, for GRAND EMPIRE 110 not in combination with optional built-in wardrobe in sleeping room rear wall)	3.015,00 €
	020131 / 04	Lashing rail package with 3 additional lashing rails incl. 3 lashing eyes each in rear garage, each on driver's and passenger's side (for G models)	595,00 €
	037500 / 07	Furniture safe with electronic locking, motor-driven locking system, 8.3 l volume	395,00 €
	021031 / 03	Parking sensors in the rear bumper	895,00 €
LIVING ROOM + BEDROOM	052213 / 54	Electrically activated folding bed (instead of front overhead lockers)	2.610,00 €
	036258 / 05	Multizone mattress and "watergel" topping incl. comfort bed suspension for folding bed	595,00 €
	036338 / 13	Rear bed with lying surface over the entire width, with overhead lockers like in L-version	2.210,00 €
	036339 / 15	Rear bed with lying surface over the entire width with built-in wardrobe in sleeping room rear wall	3.215,00 €
	051890 / 05	Luxury lounge seating group with ergonomically shaped ROYAL leather upholstery, comfortable multi-layer design with Diolen padding and massage function (only in combination with optional bar seating group, standard for slide-out)	9.880,00 €
	051980 / 02	Bar seating group (passenger's side) with pivotable single seat in ROYAL leather upholstery, with lumbar support, armrests, leather upholstery, incl. homologation for one additional person (standard for slide-out)	3.215,00 €
	035984 / 45	Seat belts for 2 persons on multifunctional seating bench (not for slide-out models and not in combination with luxury lounge)	1.000,00 €
	036314 / 42	Spacious built-in wardrobe with clothes rail in the sleeping room rear wall (not for GRAND EMPIRE 100, for GRAND EMPIRE 110 not in combination with optional bicycle elevator)	1.100,00 €
	045295 / 22	Double pull-out cabinet at the entrance, top one with shelves instead of wardrobe	695,00 €
	045291 / 12	Double pull-out cabinet at the entrance, top one with glasses instead of wardrobe	695,00 €
	043470 / 08	SILWY glass assortment: magnetic wine and sparkling wine glasses in the dinette upper cabinet and coffee cups, whiskey and water glasses in the kitchen upper cabinet, 4 of each with MORELO logo (instead of the standard)	1.000,00 €

Prices in Euro (incl. 20% VAT)

¹⁾ weight in kg

SPECIAL EQUIPMENT MORELO GRAND EMPIRE

KITCHEN . BATHROOM . ELECTRONICS . SUPPLY . SERVICE

	Item / Weight ¹⁾		all models
KITCHEN	043017 / 20	200 litre household refrigerator with 60 litre freezer compartment, room-high instead of standard refrigerator (no drawer under refrigerator, compact oven installed in wardrobe next to refrigerator)	1.905,00 €
BATHROOM	036197 / 44	Luxury bathroom with separate toilet area, window and mini heki (not for GRAND EMPIRE 119)	3.115,00 €
	036025 / 06	Raised toilet seat (ca. 50 mm) for fixed-tank toilets	395,00 €
ELECTRONICS	037175 / 18	Additional solar panels, with 2 x 130 W maximum power (for GRAND EMPIRE 110)	2.005,00 €
	037176 / 36	Additional solar panels, with 4 x 130 W maximum power (as from GRAND EMPIRE 118)	3.520,00 €
	031909 / 01	Additional USB socket (specify exact position)	190,00 €
	031904 / 02	Combination socket 12 V, TV / outside TV connection (in the electrical compartment)	355,00 €
	031905 / 02	Combination socket 12 V, TV / outside signal feed (in the electrical compartment)	355,00 €
	037301 / 05	LTE-WiFi router with DualSIM	2.210,00 €
	044103 / 05	Dyson vacuum cleaner V8 Absolut	795,00 €
SUPPLY	034225 / 01	Central filter unit for cleaning and decalcifying the fresh water supply	1.000,00 €
	018145 / 02	Bluetooth box for precise measuring of tank filling levels	695,00 €
	034213 / 20	Fresh water tank ca. 560 litres, if sufficient space	895,00 €
	035990 / 05	Greywater pump for transfer of wastewater into the toilet tank	1.000,00 €
	018604 / 15	Diesel auxiliary heating, with continuous heating via heat exchanger (5.200 W) incl. timer (Actros, not in combination with item no. 018603)	3.720,00 €
	018603 / 15	Original Mercedes-Benz Actros hot-water auxiliary heating in the driver's cab with switch-off after 11 hours (Actros not in combination with item no. 018604)	6.240,00 €
	023107 / 100	3.500 W diesel generator with noise insulating cover, fixed installation	13.010,00 €
SERVICE	020389 / 0	High-performance paint coating on ceramic basis for optimal paint protection of the side walls, front and rear. Optimal vehicle care and value preservation.	4.830,00 €
	020382 / 0	Wax-based anti-corrosion coating for optimal rust protection of the chassis and the underbody	2.620,00 €
	090000 / 0	Vehicle delivery at the factory, with extensive briefing in German language and handover inspection, diesel tank and gas filling, vouchers of 100,00 €, MORELO towel set, 1 x MORELO umbrella, 2 x MORELO cap, 1 x MORELO beep egg, factory tour	2.210,00 €

Prices in Euro (incl. 20% VAT)

¹⁾ weight in kg

Images and descriptions may contain options that are subject to surcharge.

POSSIBLE VEHICLES FOR TRANSPORT IN THE GARAGE

MORELO GARAGE MATRIX

	smart fortwo ²	Volkswagen up!	Fiat 500	SEAT Mii	Škoda Citigo	Citroën C1	PEUGEOT 107	Ford KA	MINI Cooper (S)	Audi A1	Audi R8	Mercedes-Benz SLK	Mercedes-Benz AMG GT	Porsche 911	Maserati MC20
PALACE															
88 G	✓	x	x	x	x	x	x	x	x	x	x	x	x	x	x
90 G	✓	x	x	x	x	x	x	x	x	x	x	x	x	x	x
PALACE LINER															
95 GB	✓	x	x	x	x	x	x	x	x	x	x	x	x	x	x
99 GSB	✓	x	x	x	x	x	x	x	x	x	x	x	x	x	x
103 GSB	x	✓	✓	✓	✓	✓	✓	✓	x	x	x	x	x	x	x
110 GSB ¹	x	✓	✓	x	x	x	x	x	✓	✓	x	x	x	x	x
EMPIRE LINER															
100 GB/GO	✓	x	x	x	x	x	x	x	x	x	x	x	x	x	x
110 GSB/GSO ¹	✓	✓	✓	✓	✓	✓	✓	✓	✓	x	x	x	x	x	x
118 GSB/GSO ¹	✓	✓	✓	✓	✓	✓	✓	✓	✓	x	x	x	x	x	x
GRAND EMPIRE															
100 GB/GO	✓	x	x	x	x	x	x	x	x	x	x	x	x	x	x
110 GSB/GSO ¹	✓	✓	✓	✓	✓	✓	✓	✓	✓	x	x	x	x	x	x
118 GSB/GSO ¹	✓	✓	✓	✓	✓	✓	✓	✓	✓	x	x	x	x	x	x
119 GSB/GSO ¹	(✓)	(✓)	(✓)	(✓)	(✓)	(✓)	(✓)	(✓)	(✓)	x	✓	✓	✓	✓	✓

1) Model can be combined with bicycle lift | 2) Only with combustion engine, electric Smart cars only on request

OVERVIEW OF POSSIBLE VEHICLES FOR TRANSPORT IN THE GARAGE

Why should your mobility stop at the campsite? Wouldn't it be better if it was just the starting point? This is a luxury that you can enjoy by taking your vehicle with you.

Via two robust vehicle ramps, a powerful winch pulls your car securely and precisely into the rear garage – and of course back out again. The electromechanical locking system of the rear panel can be operated at the touch of a button.

MORELO can only guarantee a perfect fit of the garage system following an individual inspection. Your MORELO dealer will provide you with the required form.



GARMIN®

NAVIGATION SYSTEMS FROM THE VIEO™ RV SERIES



Next-generation in-dash infotainment system

The removable touchscreen offers all Garmin navigation functions that have been tailored to your MORELO First Class motorhome: navigation, voice control, audio streaming via Bluetooth or Apple AirPlay, camping POIs, hands-free telephony and much more.



- + Custom parameters for MORELO
- + Warning of critical routes
- + Predictive information (POI)
- + Recording of itineraries
- + Photorealistic crossroad views
- + Removable TFT display
- + Hands-free Bluetooth kit
- + Steering wheel remote control
- + Free POI and map updates

Take control wherever you are!

The removable touchscreen can be used as a remote control for all entertainment functions. Simply return the screen to its dock to recharge the integrated battery. Of course, the audio settings on the radio can also be adjusted even when the screen is not in the dock. You can also control the radio via the FUSION-Link app

for smartphones, compatible GARMIN smartwatches or the optional ERX400/ARX70 remote controls. The highly accurate navigation system (with GPS, Glonass & Galileo) guarantees a pleasant and secure journey – so that nothing can get in the way of your perfect holiday.



DOMETIC RCD 10.5XT COMPRESSOR REFRIGERATOR



Highly requested – finally a modern compressor refrigerator to be used as an alternative to the AES standard.

Elegant design meets comfort. Applicable in many versatile ways with the identical dimensions as the gas/230V/12V-refrigerator and intuitive operation via the TFT display. The compressor technology ensures perfect cooling performance also with outside temperatures of up to 38 °C combined with low energy consumption. The integrated booster function allows for fast cooling.

In summary a refrigerator with outstanding performance.



- + TFT display with turn control
- + Door openings on both sides
- + Vegetable cooler „Fresh“
- + Storage volume freezer 35 l
- + Storage volume refrigerator 142 l
- + Optimal and flexible use
- + Interior LED lighting
- + Efficient compressor
- + Night mode for silent operation

Since comfort can be taken for granted.

The refrigerator of the next generation is incredibly functional: both the refrigerator and freezer compartment are equipped with separate doors that can be opened on the left and right. The flush-mounted elegant

doors match the design of your MORELO and the versatile interior with intelligent storage possibilities provides sufficient space for food and drinks. Fit for MORELO – more than just the standard.



ULTRA LETT LEVELLING SYSTEM

The perfect technology to level your MORELO in a firm, stable and horizontal position.

Levelling at the touch of a button? Operation via your smartphone or an app? No problem. The fully-automatic levelling system consists of four levelling jacks and a simple touchscreen panel. The vehicle is put in horizontal position at the touch of a single button within a mere 90 seconds. Or in an inclined position to comfortably empty your tanks. More fail-proof, more modern and lighter with an efficient pump technology: the new hydraulic jacks excel with a higher support load for each cylinder and the overall system.



- ✚ Levelling in approximately 90 seconds
- ✚ Ultra-light hydraulic jacks
- ✚ Compact installation
- ✚ Simple touchscreen operation
- ✚ Emergency operation also without power
- ✚ Modular, customizable and upgradeable
- ✚ High corrosion resistance
- ✚ Flexible column footing up to 7 degrees
- ✚ Water and dirt repellent

It can barely be any easier. The automatic levelling system made of aluminium is an innovative development by the company HPC. In close collaboration with Fahrzeugbau Meier, this system was particularly adapted to the needs of MORELO and is

attached to the vehicle frame during the chassis's customization. This means you do not only opt for more comfort, but also for longevity and reliability. Fit for MORELO – more than just the standard.



MORELO
FIRST CLASS REISEMOBILE

MORELO Reisemobile GmbH · Helmut-Reimann-Straße 2 · D-96132 Schlüsselfeld · Fon: +49 (0) 95 52 - 9296 00 · www.morelo-reisemobile.de

Subject to technical changes and errors. Please note that some of the illustrations in this catalogue show alternative designs or optional extra fittings, which would incur additional costs. Variations in colour may arise during printing. This document, including extracts thereof, may only be reproduced with the written permission of MORELO Reisemobile GmbH.

The prices listed for vehicles and extras apply to their purchase and licensing in Germany. They are given in Euro and include VAT at 20%. We reserve the right to adjust prices accordingly in the event of VAT increases during the delivery period. All prices represent nonbinding recommendations ex works. Price changes for basic vehicles will cause price adjustments based on the additional price for the basic vehicle. The prices for extras are only valid if they are fitted in the factory and scheduled in due time. Retrofitted extras will incur additional material and assembly costs. Prices include ancillary costs for pre-shipment of the chassis and TÜV certification. Transport costs to abroad or foreign registration costs are not included.

We reserve the right to make technical modifications, providing overall product quality is maintained or improved and there is no restriction in terms of the designated use.

This price list applies to orders as from the 1st of February 2022. All previous price lists will cease to be valid. Errors and omissions excepted.

¹ The mass of the vehicle in running order includes: driver (75 kg), full fuel tank, 100 litres of fresh water, full gas bottles and the tool kit. The fitting of extras and accessories may alter the weight and dimensions. All dimensions and weights are based on the knowledge available at the time of going to print.

Deviations of +/- 5% are possible and deemed acceptable.